




2021-2022 Report to Parents & Community

Dr. Graysen Walles, Principal



Vision Statement:
 To equip students with the 21st-century skills and interpersonal skills necessary to become the best version of themselves.




School Improvement Council Membership

The School Improvement Council (SIC) at TMS is an action committee consisting of parents, teachers, and community leaders striving to improve our school.


SIC Members

Alecia Brewster - President
Marcus Brewer
Sonia Fajardo
Nicole Garrison
Terri Goolsby
Maria Johnson



Administrative Team

Dr. Graysen Walles, Principal
Kristan Alewine, Assistant Principal
Markita Gordon, Administrative Assistant



Our Mission:

To keep middle school students engaged, in school and on track to post-secondary success.

Values:

Trust  Respect  Responsibility 

OUR WORK: SIC Annual GOALS

Increase Parental Involvement and Communication

The School Improvement Council will share the list of SIC members, SIC goals, and minutes from monthly meetings on the school's website. The SIC will spend time analyzing data from the most recent student engagement survey, parent survey, and teacher survey to plan future goals.

Enhance the School Environment

The School Improvement Council will work closely with parents and faculty on beautification ideas and ways to improve the school experience for our students and teachers.



Increase Student Achievement

The School Improvement Council will continue to review student achievement data and ensure alignment with the School's Strategic Plan and the District's Strategic Plan.



Build and Maintain a Supportive Learning Environment by Promoting Collaboration Amongst All Partners

The School Improvement Council will analyze data from the Teacher School Climate Survey, Parent Survey, and Student Engagement Survey to determine areas of strength and areas of needed improvement.

SUPPORT: Wrap Around Services



OnTrack

Ensures students in Greenville County stay on track toward high school graduation. It is a whole-child approach, using an innovative, evidence-based dropout prevention transformation model, to systematically address the challenges students face.



Communities in Schools

School-based staff partner with teachers to identify challenges students face in class or at home and coordinate with community partners to bring outside resources inside schools.



Prisma Health School-based Health Center

School-based health centers make getting medical care as simple as walking down the hall! Staffed by a pediatric nurse practitioner, the School-based Health Center of the Bradshaw Institute for Community Children's Health & Advocacy is a medical clinic offering a range of health care services.



Greater Greenville Mental Health

Mental health therapists offer individual therapy, family therapy, assessments and crisis intervention services. They can also offer group therapy, behavior modification, and other rehabilitative behavioral health services. School mental health therapists regularly collaborate with teachers, administrators, and school teams, and they participate in the prevention and early intervention efforts of their schools.



OUR WORK: HIGHLIGHTS OF THE YEAR 2021-2022

Mural

6th grade social studies students worked with a visiting artist to explore the idea of art as protest and create a mural with that theme.


Rewards

Tanglewood recognizes and rewards students for achieving with honor roll ceremony breakfasts and events such as our Spring Fest incentive event.



Schoolwide Reads

Students read *Out of My Mind* by Sharon Draper and *96 Miles* by J.L. Esplin



Smart Arts Mural
Spring Fest
Patriot's Pen Winners
Saturday School
After School Tutoring
Bike Club
School News Program
Student Ambassadors
100% Club
Beta Club
Volleyball
Basketball
Soccer
Band & Chorus
Clubs Day



School Statistics

Enrollment 814

Male - 419
Female - 395



Ethnicity

45.15% Hispanic / Latin-x
35.18% African American
12.19% White
3.32% Am. Indian/Alaskan Native
4.16% Bi-Multi Racial

Latin Diversity

Countries of Origin:



Columbia
Mexico
Bolivia
Puerto Rico
Honduras
El Salvador
Guatemala
Brazil

Learning Modalities

Total Students On-Site - **480**
General Ed - **342**
Learning Disability - **83**
Other Health Impairment - **15**
Autism Spectrum - **13**
504 - **11**
Other - **16**



Staff

Teachers - **66**
Other - **31**
Admin - **3**
Total Staff On-Site - **100**

Staff Demographics

Male - **28.71**
Female - **71.29**
African American - **29.70**
White - **56.44**
Latin-x - **7.92**
Multi/Other - **5.94**



Attendance

2017-18 95.53% YTD Avg
2018-19 94.56% YTD Avg
2019-20 95.51% YTD Avg
2020-21 91.54 % YTD Avg
2021-22 85.98% YTD Avg

Students in Poverty

2016 - 87.7%
2017 - 87.8%
2018 - 87.8%
2019 - 90.8%
2020 - 90.0%
2021 - 94%



Report Card Data

**2018-2019
Overall School Rating**

37

AVERAGE
out of 100



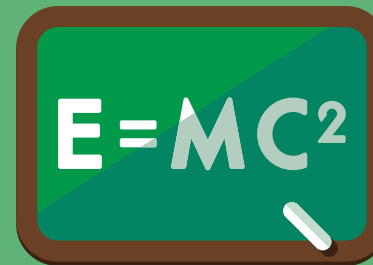
**2020-2021
Proficiencies**

ELA - 21.6%
Math - 10.9%
Science - 26.7%
English Learners - 10.8%



**2018-2019
Proficiencies**

ELA - 22.5% or 159/707
Math - 19.4% or 137/707
Science - 22% or 113/508
SS - 52.3% or 104/199
English Learners - 28.2%



**2018-2019
Student Progress**

14/35

AVERAGE

Note on missing data: On March 26, 2021, the U.S. Department of Education waived federal accountability requirements and granted flexibility in administering assessments due to COVID-19. The results displayed within this report card should not be compared to those of other years due to the testing limitations as a result of the pandemic. In addition, these results may be incomplete and may not be representative of the make-up of the State, district, or school population.



Success is the only option

2021-2022 Report to Parents & Community