




Kindergarten Orientation



OAKVIEW
ELEMENTARY





Meet Our Team



Ms. Cody



Ms. McIlwain



Mrs. Phillips



Mrs. Voss



Mrs. Young



Kindergarten Curriculum

- SC Standards Based
- GCS Pacing

Subjects:

1. Reading
2. Writing
3. Language and Word Study
4. Math
5. Unit Study (Science/Social Studies/Health)



Language and Word Study

- Letter names : upper and lowercase
- Letter sounds
- Rhyming words
- Nursery Rhymes



Want learning to stick? Make it fun!

Chalk
words &
letters



Fridge
Flash

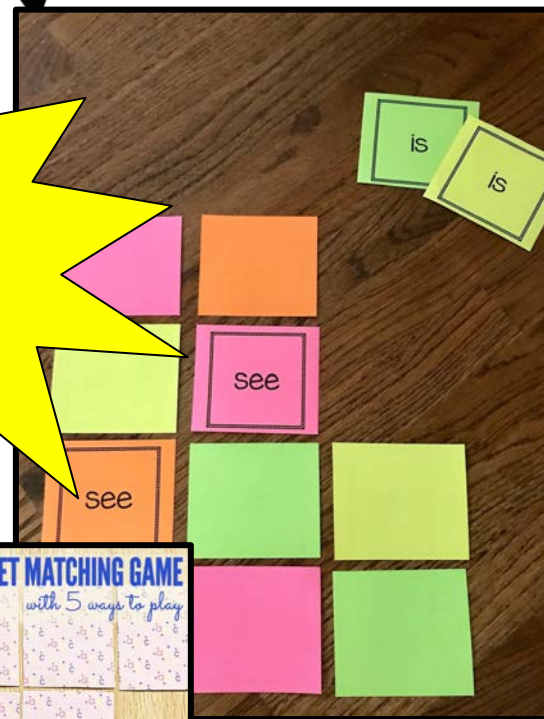




Finger paint
or shaving
cream




Go Fish or
Memory

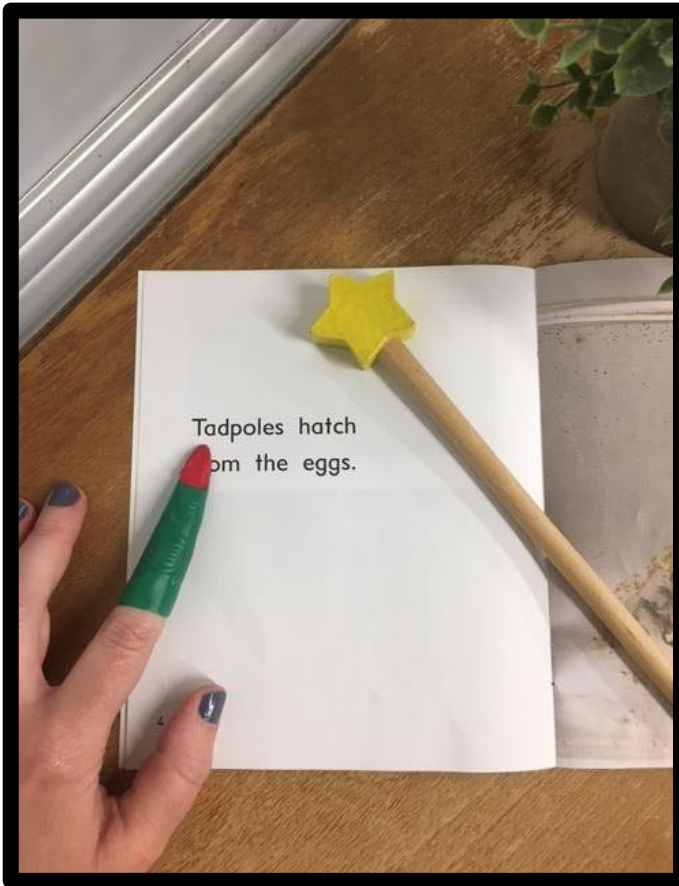


Reading

1. Holding a book and turning pages correctly.
2. Model pointing to words as you read a simple book (not on a screen).
3. Exposure to different genres of books.
4. Reading and talking about the book.



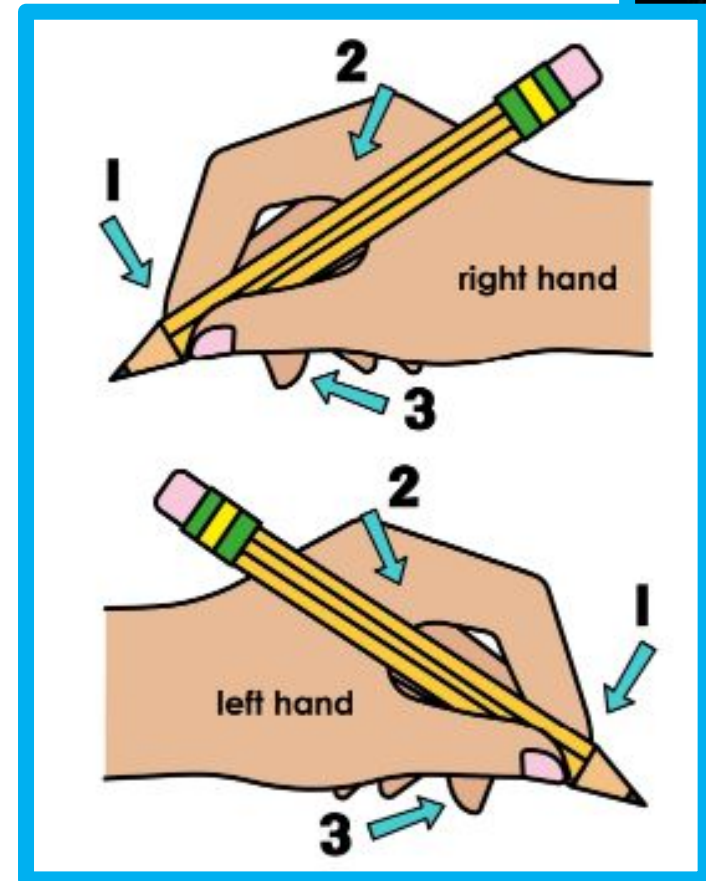
Concepts of Print:



- One-to-one matching
- Count the # of words
- Left to right, top to bottom, return sweep direction
- front cover, back cover, title page
- spacing
- punctuation
- count the letters within a word
- first and last letter of a word
- first and last word in the sentence
- count the # of consonants and vowels
- identify upper and lowercase letters

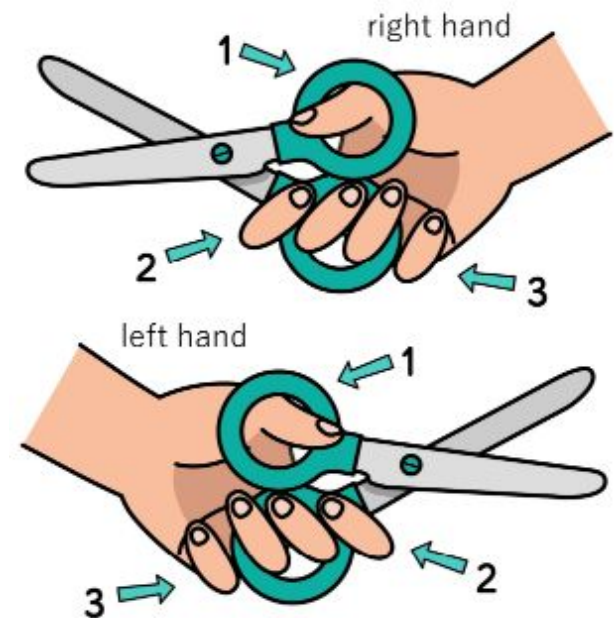
Writing

- Holding writing utensils with the correct grip.
 - pencils, dry erase markers, crayons
- Writing their name
 - first letter of their name is uppercase, the rest are lowercase.
- Independent creative writing and/or drawing for 5-10 minutes on paper in a set space.




Fine Motor

- Holding scissors correctly (open, shut).
- Opening, twisting, using, and closing a glue stick.
- Gripping writing utensils correctly.
- Hand strengthening activities
 - playdough or clay
 - legos or blocks
 - sticker activities
 - picking up small objects like beads, pom poms, dry beans with tongs.
 - paper tearing



Math

- Counting
 - counting objects one-to-one to 10.
 - begin practicing rote counting by 1's.
- Colors
- Exposure to shape names
- Recognizing numbers 0-10



Things to Practice Before the First Day of School

- Zipping jackets
- Opening snacks independently
- Opening lunch box and items inside
 - Remaining in their seat
 - basic table manners
- Opening/closing book bag
- Unpacking personal items independently
- Using the restroom independently

Bookbags need to be big enough to carry:
Chromebook
Daily Folder
Other personal items





Wise and Well

- Coughing and sneezing into elbow
- Blowing nose independently
- Keeping hands off face and fingers out of noses
- Keeping clothes, hands, and other items out of mouths
- Washing hands correctly
- Respecting personal space



Skills for a Successful Year

- Waiting patiently and quietly
 - while others are speaking
 - in line
 - during transitions
- Problem solving skills - attempting to think through and solve problems independently
- Following simple 1-2 step instructions
- Following established procedures and routines without redirection





***Playing card games & board games as a family, along with encouraging free play will help foster all of these. :)**

Why Play Needs Risk

Risky play is essential for building confidence, emotional regulation, and independence.






Children need opportunities to:

-  climb, run, and explore
-  make and fix mistakes
-  negotiate conflicts without adults
-  face fear and overcome it



When adults remove all risk (to eliminate every possible danger, failure, or discomfort), children develop:

-  higher anxiety
-  lower resilience
-  poor problem-solving skills

Without real-world peer interactions, kids miss opportunities to develop social skills, leadership, and emotional coping strategies.


Importance of Physical Play for Children vs. Virtual Play



Kids' brains are wired to need real-world practice risk-taking, face-to-face relationships, and problem-solving.




Screens bypass those needs, creating overstimulation and underdevelopment in areas critical for emotional health.





Other Parts of the Day

- Lunch
- Snack
- Recess
- Related Arts:



Art, P.E., Music, Library, Computer Lab



Experiences to Expect!






Volunteer Opportunities

Level I vs. Level II Clearance

- Lunch Bunch
- Classroom Help
- Room Coordinator
- PTA Committee
- Field Day
- Boosterthon
- Reading Tutors
- Field Trip Chaperones





Oakview's Extended Day Program

Applications open
April 27th at 9:00am

Questions: Contact Molly McCall at
mlmccall@greenville.k12.sc.us



Arrival & Dismissal

- 7:00 a.m. - Main Entrance
- 7:15 a.m. - Kindergarten Entrance
- Breakfast doors close at 7:25 a.m.
- Students enter classrooms at 7:30 a.m.
- Tardy bells rings at 7:45 a.m.
 - must sign into front office at 7:45 or later
- Dismissal begins at 2:15 p.m.
- Dismissal concludes at 2:30 p.m.





Car Riders

Main Entrance vs. Kindergarten Entrance


3rd-5th grades

(and younger siblings) enter

and exit from Oakview's

Front Entrance

- Be sure students are seated on passenger side of the car.





Bus Riders

Bus Riders - all K5 students wear a bus tag to make sure they load and unload the correct bus.


You will need your numbered dismissal tag to pick them up at the bus stop.





Curious About Safety at Oakview?

- All visitors and volunteers must show a photo ID each time they visit our school.
- All exterior doors are kept locked at all times.
- All classroom doors are kept locked at all times.
- We have a School Resource Officer that patrols campus regularly.
- We practice various safety drills throughout the year.





Curious About Oakview's Health Room?

- It's important to keep phone numbers current.
- Students are not allowed to carry medications to school or at school. Parents must bring medications to the nurse (including over-the-counter medications).
- Health forms can be found on the school website under "Health Room". Necessary paperwork for prescription medication must be completed before they can be kept in the health room (including inhalers, Epi Pens, Diastat, etc.)






Immunization Requirements for School

- Immunizations must be completed and a valid SC Immunization Certificate must be turned into the health room by the first day of school. Contact the nurse's office with questions.
- Students enrolling in grades 5K-12 must be up to date on the following vaccinations:
 - Hepatitis A
 - Hepatitis B
 - DTaP
 - Polio
 - MMR
 - Varicella
- Greenville County Health Department appointment line:
855-472-3432





2026-2027 Meet the Teacher

Thursday,
August 6th

A-K : 4-5 pm
L-Z : 5-6 pm





FAQs:

- How many students are in a class?
 - Specific placement requests
(teacher/friends).
- When do we find out who our child's teacher is?
 - What are our school supplies?
 - Can I tour the school?





What questions do
you have for us?





Visit our website:

www.greenville.k12.sc.us/oakview

Follow us on Instagram:

#onlyatoakview

