



Blast Off On A Learning Adventure

This Month's Edition
March 2021

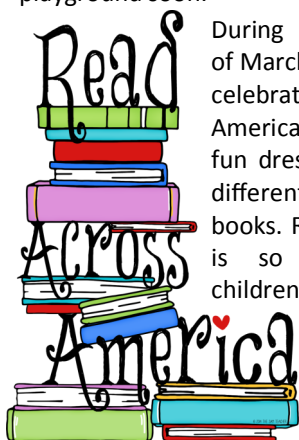
The Leopard Letter

Read Across America Week — March 1-5

Principal's Report

Dear Lake Forest Family,

February was a fun month at LFE. We celebrated Black History Month, Kindness Month, and we had a successful Boosterthon fundraiser. We surpassed our goal and raised over \$11,000 for recess equipment. I have asked students to tell me their ideas for the playground. I plan to share these with PTA, and we will work to have new equipment for students on the playground soon.



During the first week of March we will celebrate Read Across America Week with fun dress-up days from different Dr. Seuss books. Reading everyday is so important for children. Starting in kindergarten, if a student reads 20 minutes a day at home,

they will hear 1.8 million words per year. They will have read for 851 hours by 6th grade and on standardized tests, they will likely score better than 90% of their peers. This is compelling data on the benefits of encouraging your child to read.

Supporting a love for reading is critical to student success. Explore our online book fair and help your child find their next favorite book. Now everyone can participate! Encourage your child to create their online wish list and share with friends and family.

efairs.follettbookfairs.com

Our eFair code: M8K49

Orders due by: March 5th

Follett will ship your books to the school after our eFair is complete.

For every purchase made, we will earn up to 40% back in rewards to help support our school!

Spring Pictures will be taken Wednesday,



March 31. Pictures will only be taken of students who bring their prepaid envelope. Yearbooks are also on sale for \$20 until March 5. After this date, the price goes up to \$25. Our yearbook features color pictures on every page. We look forward to passing out yearbooks on our school-wide yearbook day, May 28. A few additional yearbooks are ordered to be sold that day. To ensure your child receives a yearbook, we encourage you to pre-buy one.

Thank you for your continued support of Lake Forest. We have THE BEST students, staff, and parents. Please let me know if I can assist you in any way. I am happy to help.

With love and gratitude,

Julie R. Cooke
Principal



Creativity in the STEAM Lab



There are so many fun and exciting things going on in the STEAM lab during the month of March. The lower grades will be celebrating Dr. Seuss's birthday! Kindergarten will be using corn syrup and food coloring to paint fish bowls to go along with Dr. Seuss's One Fish, Two Fish, Red Fish, Blue Fish. First and second grade will be doing fun paintings and directed drawings of The Cat in the Hat after we read the story aloud! We love Dr. Seuss and are inspired by his creativity! The upper grades are keeping very busy as well. Third grade is learning about Rocks and Minerals in science. We will continue the learning in the lab by observing the different soil layers and working on google slides about the three

types of rocks! We also have a starburst activity to help with the rock cycle. Fourth grade will be working on colorful Celtic Art designs. Fifth Graders have been studying about continental and oceanic landforms in their classrooms. To go along with that, we have salt dough in the lab! Students are making 3 different landforms with the dough. We will paint the dough once it is dry! Always busy being creative in the lab! "To the world you may be one person, but to one person you may be the world." - Dr. Seuss

Written by:
Chrissy Respass
STEAM Lab Teacher



Our Motto

"Taking Pride in Learning!"

Vision Statement

The vision of Lake Forest Elementary School is to empower students to learn, grow, lead, and succeed.

Mission Statement

The mission of Lake Forest Elementary School is to provide a nurturing, student-centered learning environment where students are empowered to learn about the world, persevere through challenges, and develop positive character traits.

'Like' us on Facebook for
school event reminders!



<https://www.facebook.com/LakeForestES>



Lake Forest PTA BOARD



Jamie Hicks
President

jamiehicks@gmail.com

Brantley Shugart
Treasurer

brantleyb.shugart@gmail.com

Liz McCall
Volunteer Coordinator
elliesimister@charter.net

Vacant Position
Memberships

Vacant Position
Secretary

Vacant Position
Hospitality/Room Mom Coordinator



Please contact Jamie Hicks if you are
interested in serving on the PTA
Board. We need your help!

PTA President's Report

Hello Lake Forest families,

I want to start off by saying how proud and appreciative we are for the donation response from all of you for Boosterthon! We also want to extend our appreciation to the teachers and staff for all the hard work they put into making Boosterthon possible! We have raised over our goal to go toward recess equipment for the students.

Don't forget, this month we have Chic-Fil-A spirit night on March 2 and Marco's Pizza spirit day on March 16. As always, we are very humbled by all the help and encouragement from our Lake Forest families, and we thank you for your continued support!

Written by:
Jamie Hicks
PTA President



International SEL Day

Social-emotional learning is the process of developing and using social and emotional skills. It's the skillset we use to cope with feelings, set goals, make decisions, and get along with—and feel empathy for—others. The 2nd annual International SEL Day is March 26. To learn more about SEL and why it matters, visit <https://youtu.be/ikehX9o1JbI>.

#SELday

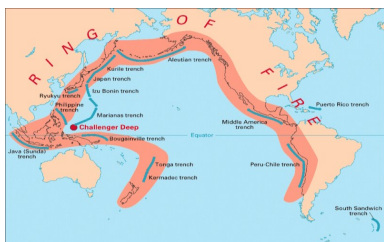
Student Writing Corner

The Danger of Tsunamis

Have you ever seen a 300 foot wave speeding through the water? Well if you have, that ginormous wave is called a tsunami.

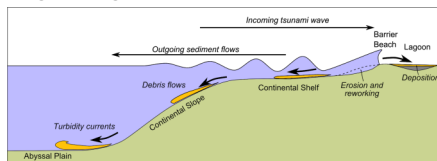
How Tsunamis Form

Tsunamis can be formed by giant meteors crashing in the ocean, underwater volcanic eruptions, landslides, or underwater earthquakes. Natural Disasters, Tsunamis says that over 80% of tsunamis form in the Pacific Ocean, this place is called the Ring of Fire. When a tsunami forms, it's like throwing a stone into a pond, multiple waves form. Before a tsunami the ocean may recede quickly exposing the sea floor.



Tsunami Size and Speed

Did you know tsunamis can travel up to 500 miles per hour? That's as fast as a jet plane! Tsunamis can be 100 feet wide and 500 feet tall! That's about 62 stories!! When a tsunami gets to shallow water, it loses energy, making it slow to about 30 miles per hour and rise to about 45 feet tall. The Alaskan Tsunami was the biggest ever recorded, it measured a stunning 1,720 feet tall!!! Some tsunamis can travel all the way across the great big Pacific Ocean.



Tsunami Size and Speed

Did you know tsunamis can travel up to 500 miles per hour? That's as fast as a jet plane! Tsunamis can be 100 feet wide and 500 feet tall! That's about 62 stories!! When a tsunami gets to shallow water, it loses energy, making it slow to about 30 miles per hour and rise to about 45 feet tall. The Alaskan Tsunami was

the biggest ever recorded, it measured a stunning 1,720 feet tall!!!

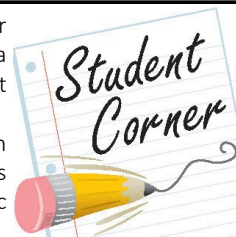

Some tsunamis can travel all the way across the great big Pacific Ocean.

Tsunami Fun Facts

Did you know the Alaskan tsunami was so big they called it a MEGA TSUNAMI? According to How Tsunamis Work, tsunamis are called killer waves because of how deadly they are. Tsunamis don't crash because they aren't as steep as regular waves. Tsunamis are known to carry boats up streams and rivers.

If there is a tsunami warning, go to high ground. Fortunately big tsunamis don't happen often, but when they do happen, they have the power to do lots of damage.

Written by:
Henry Rhoads
Mrs. VanTassel's
4th Grade Class



Counselor's Corner — Career Development

This month we will be focusing on Career Development. Our school's **Career Week** will be **March 22nd – 26th**. We will not have a traditional Career Day this year due to COVID-19, however if you are interested in virtually meeting with your child's class during this week to speak about your career experience, please contact your child's teacher.

Career Education and Development starts from the time a child is born. Children are constantly being exposed to different career options and decisions while developing career skills. Children achieve best in a safe and inviting environment where they are engaged in learning. While your students are learning much about careers at school, it is also imperative for children to have exposure to careers at home as well. Show your children that school is not the only place for learning and career development, but that learning opportunities are all around us.

There are many different books, activities, and websites that can help foster career development in your young ones. I have listed a few of my favorite ideas below:

Be a Partner in Your Child's Learning

Show your child that you are interested in helping him or her explore different career options by

having conversations about different careers, researching different careers with your child, build up your child's positive self-esteem, etc. Some ways that you can work with your child for his or her career development are:

Pre-K – 1st grade:

Discuss your own careers with your children as well as discussing the careers that your children see when they go to the grocery store, doctor's office, post office, school, and more. You can even have your child try different careers in everyday life. For example, ask your child if he or she wants to be a chef then let your child do as much of the cooking as possible (adding spices, stirring, etc).

2nd-3rd Grade:

Begin to discuss different career clusters with your child. This is a great time to diversify your child's knowledge of careers. For example, your child may know what a doctor is so now introduce the different specializations in the medical field.

4th-5th Grade:

It is vital to start preparing your child for the middle school transition during these years. Children will have more responsibility in middle school. Develop and tweak good work habits with your child while helping your child recognize his or her skills, talents, and accomplishments.

Activities

Alphabet Jobs – identify as many occupations as possible that start with each letter of the alphabet.

Guess Who/What games – Give clues about specific occupations and have your child guess which occupation is being described.

Career Collage – Have your child make a collage out of words and pictures that represent their self/careers of interest.

Websites


- www.VAview.net
- www.myamericanfarm.org
- <https://scetv.pbslearningmedia.org/collection/a-z-career-lab/>
- <https://www.knowitall.org/series/kids-work>
- <https://sos.fbi.gov/en/>

Books

- Clothesline Clues to Jobs People Do by Kathryn Helling
- What Shoes Will You Wear? by Julia Cook
- Whose Hat is this? by Sharon Cooper
- Whose Tools are these? by Sharon Cooper
- The Berenstain Bears: Jobs around Town by Jan Berenstain

Written by:

Julia Anido
School Counselor



COLLEGE & CAREER DAY



March 26, 2021

LAKE FOREST ELEMENTARY CALENDAR



MARCH 2021



Sunday	Monday	Tuesday	Wednesday	Thursday	Friday	Saturday
 intervene	1  Crazy Hair Day	2 Virtual Spring Book Fair / Read Across America Week  Chick-fil-A Spirit Night, 5-8 pm (Taylors location)  Bring a Stuffed Animal to School Day	3  Lucky Tacky Day	4  Silly Sock Day	5  Dr. Seuss Day!	6
7  endurance	8	9 Virtual PTA Board Meeting, 9 am	10 4K Pre-Registration window closes	11	12	13
14  verify	15	16  Marco's Pizza Spirit Day 10am-10pm (Use code LF20)	17  HAPPY St. Patrick's DAY	18 SIC Virtual Mtg, 11:00 am	19 NO SCHOOL Teacher Professional Development Day	20
21  effort	22	23	24	25 End 3 rd quarter grading period	26 College and Career Day  International SEL Day	27
28  construct	29	30	31 Spring Pictures  Picture Day			