



# SC Annual School Report Card Summary

**Heritage Elementary School**  
**GREENVILLE COUNTY**  
**Grades: PK-5** Enrollment: 666  
**Principal: Heather M. Hester**  
**Superintendent: Mr. Burke Royster**  
**Board Chair: Mr. Chuck Saylor**

## PERFORMANCE

Comprehensive detail, including definitions of ratings, performance criteria, and explanations of status, is available on [www.ed.sc.gov](http://www.ed.sc.gov) and [www.eoc.sc.gov](http://www.eoc.sc.gov) as well as school and school district websites. Printed versions are available from school districts upon request.

YEAR	ABSOLUTE RATING	GROWTH RATING	PALMETTO GOLD AND SILVER AWARD		ESEA/FEDERAL ACCOUNTABILITY RATING SYSTEM	
			General Performance	Closing the Gap	ESEA Grade	Accountability Indicator
2014	Average	Average	TBD	TBD	B	N/A
2013	Average	Average	N/A	N/A	B	N/A
2012	Average	Average	N/A	N/A	B	N/A

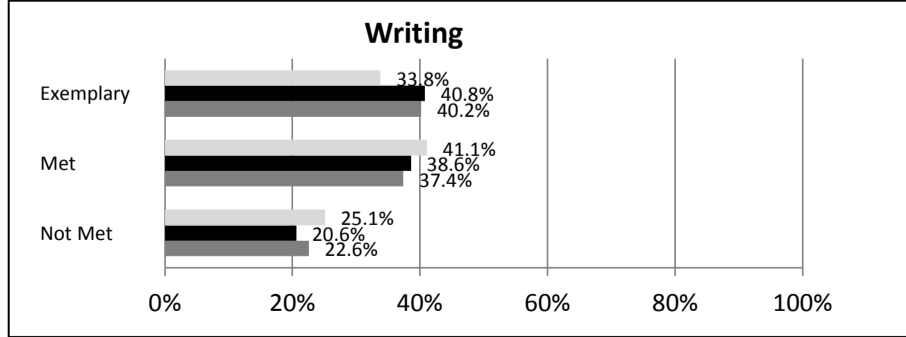
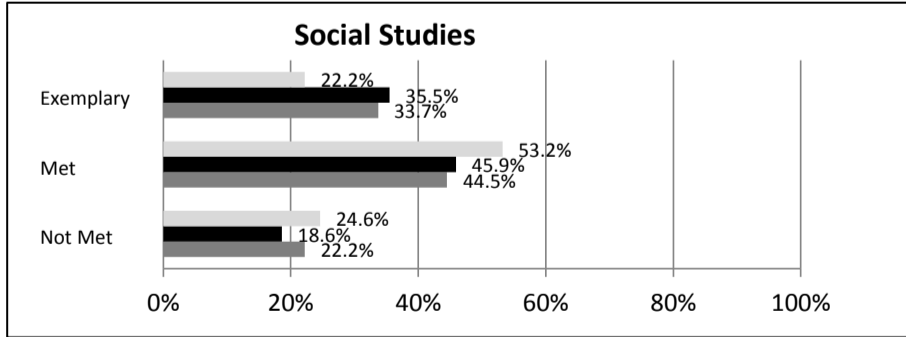
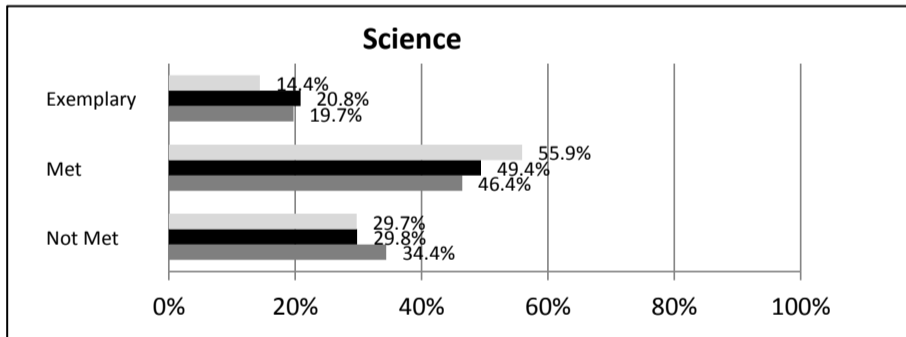
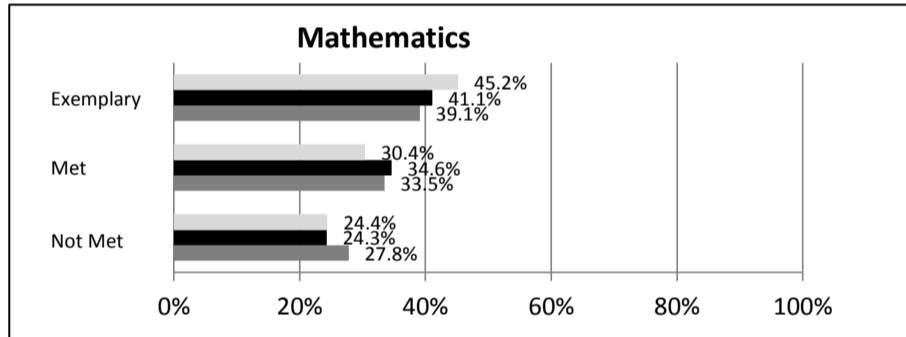
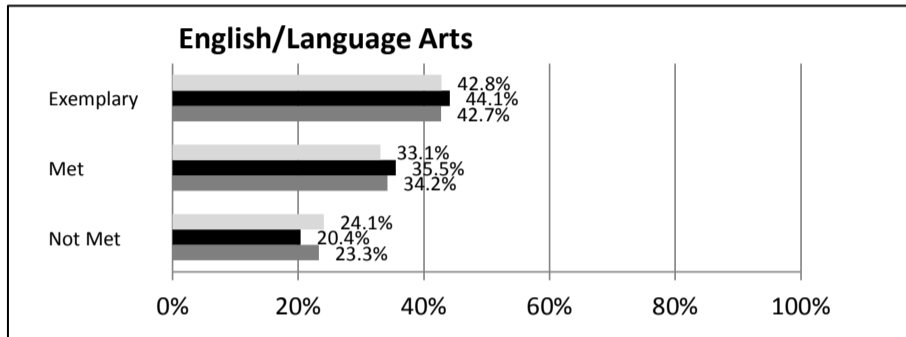
## ABSOLUTE RATINGS OF ELEMENTARY SCHOOLS WITH STUDENTS LIKE OURS\*

EXCELLENT	GOOD	AVERAGE	BELOW AVERAGE	AT-RISK
32	48	33	2	0

\* Ratings are calculated with data available by 11/13/2014. Schools with Students Like Ours are Elementary Schools with Poverty Indices of no more than 5% above or below the index for this school.

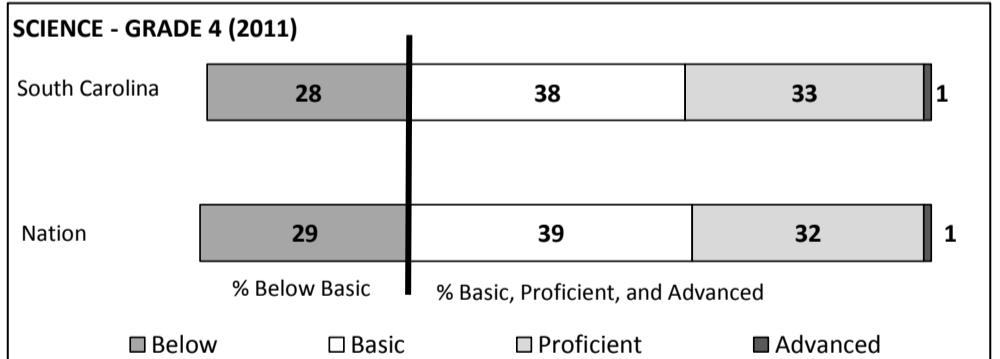

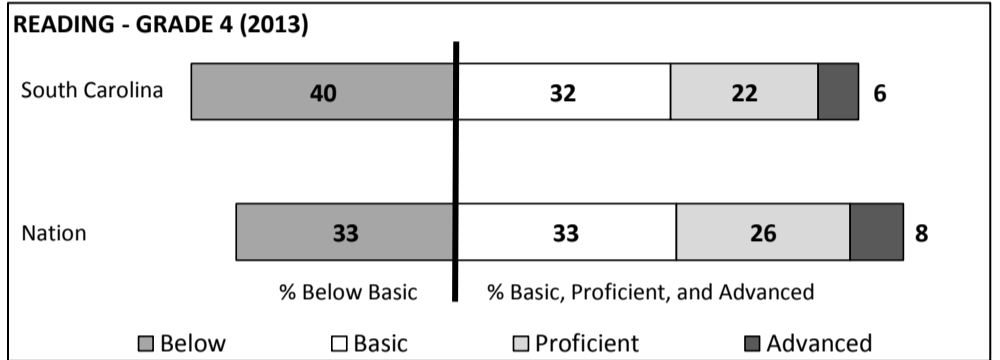
## SC PASS PERFORMANCE

Our School    Elementary Schools with Students Like Ours    Elem Schools Statewide



## NAEP\*

\*Performance reported for SC and nation, data not available at school level. Percentages at NAEP Achievement Levels.



**SC PERFORMANCE VISION**  
 By 2020 all students will graduate with the knowledge and skills necessary to compete successfully in the global economy, participate in a democratic society and contribute positively as members of families and communities.

### Abbreviations Key

N/A-Not Applicable    N/AV-Not Available    N/C-Not Collected    N/R-Not Reported    I/S-Insufficient Sample    TBD-To Be Determined

**Heritage Elementary School  
GREENVILLE COUNTY**

**SCHOOL PROFILE**

	Our School	Change from Last Year	Elementary Schools with Students Like Ours	Median Elementary Schools
<b>Students (n = 666)</b>				
Retention rate	0.9%	Down from 2.2%	1.1%	1.0%
Attendance rate	96.2%	Up from 95.4%	96.4%	96.4%
Served by gifted and talented program	8.9%	Up from 8.2%	7.9%	7.3%
With disabilities	17.7%	Up from 16.0%	13.2%	12.5%
Older than usual for grade	2.1%	Up from 1.9%	2.1%	1.8%
Out-of-school suspensions or expulsions for violent and/or criminal offenses	0.2%	Down from 0.3%	0.0%	0.0%
<b>Teachers (n = 41)</b>				
Teachers with advanced degrees	61.0%	Down from 64.1%	60.7%	62.3%
Continuing contract teachers	90.2%	Up from 84.6%	83.9%	81.2%
Teachers returning from previous year	93.6%	Up from 92.9%	89.8%	88.4%
Teacher attendance rate	93.6%	Up from 93.5%	95.5%	95.3%
Average teacher salary*	\$49,224	Down 0.4%	\$48,393	\$47,902
Classes not taught by highly qualified teachers	0.0%	No change	0.0%	0.0%
Professional development days/teacher	10.1 days	Up from 7.2 days	10.4 days	10.9 days
<b>School</b>				
Principal's years at school	2.0	Up from 1.0	5.0	4.0
Student-teacher ratio in core subjects	20.2 to 1	Down from 23.7 to 1	20.3 to 1	19.9 to 1
Prime instructional time	88.5%	Up from 88.4%	90.5%	90.5%
Opportunities in the arts	Good	No change	Good	Good
SACS accreditation	Yes	No change	Yes	Yes
Parents attending conferences	98.0%	Down from 100.0%	100.0%	100.0%
Character development program	Good	No change	Excellent	Excellent
Dollars spent per pupil**	\$8,991	Up 44.8%	\$7,288	\$7,680
Percent of expenditures for instruction**	66.4%	Down from 67.0%	67.5%	66.8%
Percent of expenditures for teacher salaries**	65.8%	Up from 65.0%	66.8%	66.0%
ESEA composite index score	87.0	Up from 82.1	89.2	85.7

\* Length of contract = 185+ days.

\*\*Prior year audited financial data available.

**EVALUATION RESULTS**

	Teachers	Students*	Parents*
Number of surveys returned	36	87	68
Percent satisfied with learning environment	100.0%	88.5%	97.1%
Percent satisfied with social and physical environment	97.3%	88.4%	95.6%
Percent satisfied with school-home relations	97.2%	92.0%	80.6%

\*Only students at the highest elementary school grade level at this school and their parents were included.

Comprehensive detail, including definitions of ratings, performance criteria, and explanations of status, is available on [www.ed.sc.gov](http://www.ed.sc.gov) and [www.eoc.sc.gov](http://www.eoc.sc.gov) as well as school and school district websites.

Printed versions are available from school districts upon request.

**REPORT OF PRINCIPAL AND SCHOOL IMPROVEMENT COUNCIL**



Heritage Elementary School is located at the foot of the Blue Ridge Mountains in beautiful Travelers Rest, South Carolina. Heritage is a hometown school in which students, staff, parents, and community members are all integral participants in making a difference in the world. Through an active PTA and SIC, parents and community members partner with educators to insure we are adequately preparing our students for the world around them.

We are an International Baccalaureate (IB) School, offering students in grades K3-5 the Primary Years Programme (PYP). This program engages the students in the learning process through inquiry based instruction, integrated units of study and a project-based approach. IB-PYP students maintain IB student portfolios, in which they keep work year to year and conference with their parents about their progress. Every student receives weekly Spanish instruction, with students in grades 3-5 receiving language instruction daily. Through this rigorous international program of education, our students are living our motto, "Hometown School—World Class Education".

Student achievement data from 2013 showed the need for continued improvement in each area. Teachers met in Professional Learning Communities as well as on Vertical Teams to plan new strategies for their students' continued growth. All teachers were trained in the Fountas and Pinnell guided reading instructional model. A leveled literacy library was purchased, allowing students exposure to new books each day during reading instruction. Students were reading and writing more than ever before, utilizing a new abundance of resources. Teachers and students engaged in studying content area vocabulary and conceptual learning, broadening their knowledge of science, math, and social studies. At risk students were served in a variety of ways, through the SIC sponsored Early Risers club, tutoring students 2 mornings and 1 afternoon each week. Special Education students were served using the inclusion model, increasing their exposure to grade level content each day. Mentors were chosen and provided for students who just needed an extra adult to check in with them each week.

Heritage continued to grow in its implementation of student technology in the classroom. All classrooms now have state of the art Promethean boards. This year, each classroom was provided with an iPad mini, allowing students further access each day to instructional technology to enhance their learning journeys. Through opportunities such as Mystery Skype, Where in the World is T.R. Pioneer, virtual field trips, and engineering club, students at Heritage realized that the world around them isn't so small after all, and they could reach out and touch it using instructional technology.

Heritage Elementary continues to look for effective ways to provide our students with a world-class education.

Heather M. Hester  sha Ferrell  
Principal Name  IC Chairperson Name

**Abbreviations Key**

**N/A**-Not Applicable

**N/AV**-Not Available

**N/C**-Not Collected

**N/R**-Not Reported

**I/S**-Insufficient Sample

**TBD**-To Be Determined