

Bell's Crossing Elementary

804 Scuffletown Rd.
Simpsonville, SC 29681



South Carolina State Report Card

State and federal laws require public schools to release report cards to the public each year. This year, the report card has been updated to reflect changes in reporting directed by the SC Education Oversight Committee. Schools will not be rated for state accountability purposes until Fall 2017 when the state will transition to a single accountability system. The following reports student performance in school year 2014-15.

Grades:	'K-5 Elementary	Principal:	Christopher Ross
Enrollment:	955 students	Superintendent:	Mr. W. Burke Royster
School Phone:	864-355-3800	Board Chair:	Mrs. Lisa Wells
School Website:	http://www.greenville.k12.sc.us/bells/		



Profile of the SC Graduate

World Class Knowledge

- Rigorous standards in language arts and math for career and college readiness
- Multiple languages, science, technology, engineering, mathematics (STEM), arts and social sciences*

World Class Skills

- Creativity and innovation
- Critical thinking and problem solving
- Collaboration and teamwork
- Communication, information, media and technology
- Knowing how to learn

Life and Career Characteristics

- Integrity
- Self-direction
- Global perspective
- Perseverance
- Work ethic
- Interpersonal skills

WORLD CLASS SKILLS & LIFE AND CAREER CHARACTERISTICS


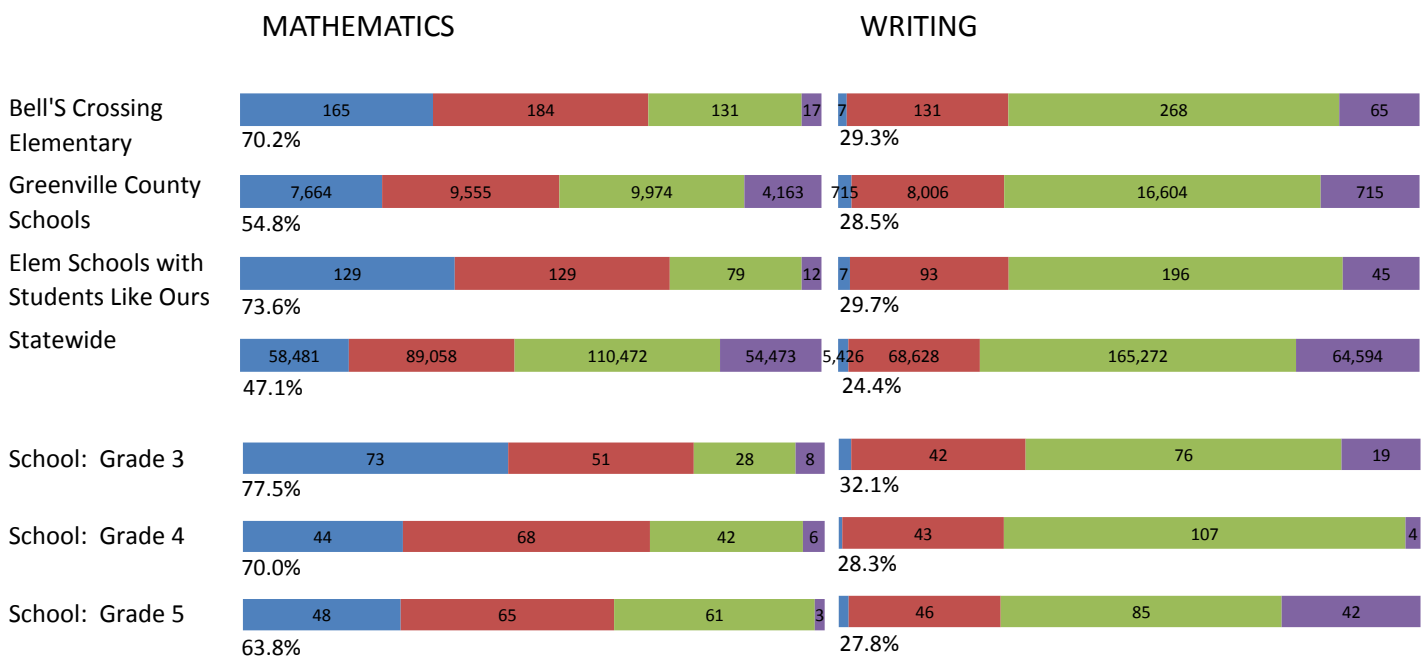
Our school is helping all students develop the world class skills and life and career characteristics of the Profile of the Graduate by ...

Bell's Crossing Elementary School is helping all students develop world class skills and life and career characteristics of the Profile of the Graduate by educating the whole child through the practices of Continuous Improvement/Baldrige as well as Covey's Seven Habits. The Baldrige Model of continuous improvement has students taking ownership of their learning through setting goals, tracking their progress, and communicating their growth. The Covey Model uses character strategies found in Stephen Covey's Book, *Highly Effective People*. The two models complement each other to make Bell's Crossing a School of Leaders. Bell's Crossing has been recognized across the state and nation for its accomplishments. The school is a recipient of the Palmetto Gold Award which recognizes high academic achievement. Bell's Crossing has a top ten Teacher of the Year finalist for the school district. Our Guidance Program earned the National RAMP Award for being a Recognized National Guidance Model Program. We are A Safe Kids School. In the past the school has been named an Exemplary Writing School, Palmetto's Finest, Red Carpet School, and a National School of Character. Bell's Crossing continues to achieve at the highest of levels. The school's leadership model provides extensive leadership opportunities for students through Student Council, Peer Tutors, News Team and Community Service Projects. The School Improvement Council is active, monitors the school goals, and serves as an advisory board with input on school improvements. The Parent Teacher Association supports the school with strong programs and financial resources. Technology is an important aspect at Bell's Crossing Elementary. Each classroom is equipped with iPads, interactive white boards, and devices that enable each student to interact with the white board. Students have access to two computer labs and eight laptop carts. The school also has a virtual field trip lab that enables students to visit places like NASA, London Archives, and the Royal Botanical Gardens of Canada to enrich and expand their studies. Bell's Crossing continues to implement 21st century skills in the classroom. Bell's Crossing strives to provide the best education for our students. Our school climate promotes a supportive learning environment designed to educate the whole child, enabling them to soar and succeed, to grow and lead. Christopher Ross, Principal and Mrs. Stacey Daniel, SIC Chairman

* 21st Century core courses in Social Sciences include History, Geography, Economics, Government and Civics.

KNOWLEDGE

The ACT Aspire assessment was given to students in grades 3-8 in Spring 2015. Students were assessed in the subject areas of Reading, English, Mathematics and Writing



Abbreviations for Missing Data

N/A-Not Applicable

N/AV-Not Available

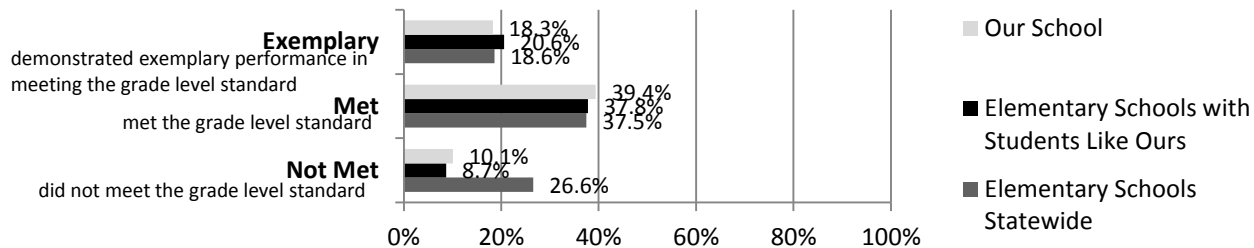
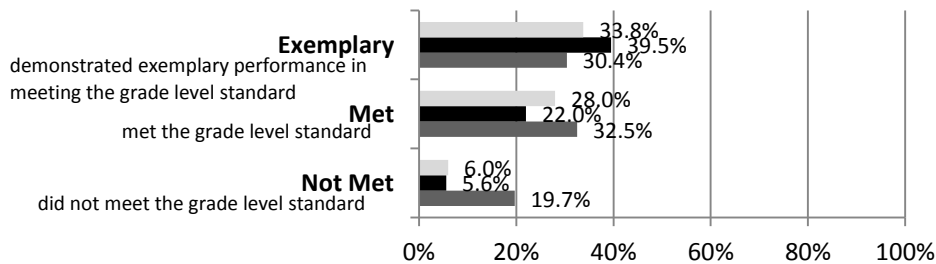
N/C-Not Collected

N/R-Not Reported

I/S-Insufficient Sample

KNOWLEDGE

The SC Palmetto Assessment of State Standards (SCPASS) was given to students in grades 4 - 8 in Spring 2015. Students were assessed in the subject areas of Science and Social Studies.

Science**Social Studies****Science SCPASS**

Our School: Percent Met and Above for each grade level	
4th grade	5th grade
83.1	87.0

Social Studies SCPASS

Our School: Percent Met and Above for each grade level	
4th grade	5th grade
94.4	88.1

Note: Results include SC-Alt assessment results.

Exemplary	" Exemplary ": student demonstrated exemplary performance in meeting the grade level standard.
Met	" Met ": student met the grade level standard.
Not Met	" Not Met ": student did not meet the grade level standard.

Abbreviations for Missing Data

N/A-Not Applicable

N/AV-Not Available

N/C-Not Collected

N/R-Not Reported

I/S-Insufficient Sample

OPPORTUNITIES**For students to meet the profile of the SC Graduate**

	Our School	Change from Last Year	Elementary Schools with students like ours
Students (n = 955)			
Percent of students participating in Medicaid, SNAP, or TANF; homeless, foster, or migrant students (poverty index)	26.7	Down from 28.1%	N/A
Attendance Rate	96.9	Down from 97.5%	96.8
With disabilities	13.3	Up from 11.7%	10.4
Out of school suspensions or expulsions for violent and/or criminal offenses	0.0	No change	0.0
Percentage of students served by gifted and talented programs	16.4	Up from 15.0%	18.4
Percentage of students retained	1.0	Up from 0.6%	0.6
Teachers (n = 53)			
Percentage of teachers with advanced degrees	64.2	Up from 62.3%	64.8
Percentage of teachers on continuing contract	98.1	Up from 92.5%	87.6
Teachers returning from previous year	90.6	Up from 88.1%	89.3
Teacher attendance rate	93.3	Down from 94.7%	95.7
Average teacher salary*	\$51,319	Up 3.6%	\$50,199
Professional development days / teacher	11.3 days	Down from 11.8 days	11.5 days
Percentage of teacher vacancies for more than 9 weeks	0.0	N/A	0.3
School			
Principal's years at school	3.0	Up from 2.0	4.5
Student-teacher ratio in core subjects	21.7 to 1	Down from 22.4 to 1	21.6 to 1
Prime instructional time	88.8	Down from 90.8%	91.4
Opportunities in the arts	3.0	No change	3.0
Opportunities in foreign languages	1.0	N/A	1.0
SACS accreditation	1.0	No change	1.0
Parents attending conferences	98.8	Up from 98.1%	100.0
Character development program	4.0	No change	4.0
Avg. age of books / electronic media in the school library	13.0	N/A	11.5
Number of resources available per student in the school library media center	14.3	N/A	15.8
Bandwidth capacity	N/A	N/A	N/A
Percent of classrooms with wireless access	N/A	N/A	N/A
District-issued learning device(s) per student	N/A	N/A	N/A
Technology devices per teacher	N/A	N/A	N/A
Percentage of classes not taught by highly qualified teachers	0.0	No change	0.0
Dollars spent per pupil**	\$6,135	No change	\$7,551
Percent of expenditures for instruction**	67.5	No change	69.3
Percent of expenditures for teachers' salaries**	68.9	No change	69.9

* Includes current year teachers contracted for 190 days or more.

** Prior year audited financial data are reported.

Abbreviations for Missing Data

N/A-Not Applicable

N/AV-Not Available

N/C-Not Collected

N/R-Not Reported

I/S-Insufficient Sample

OPPORTUNITIES**Evaluation of School Climate****Evaluations by Teachers**

	Teachers	Students*	Parents*
Number of surveys returned	49	169	100
Percent satisfied with learning environment	98.0	88.0	95.0
Percent satisfied with social and physical environment	100.0	85.0	97.0
Percent satisfied with school-home relations	100.0	89.0	89.0

* Only students at the highest elementary school grade level and their parents were included.

State Ratings History of School

Year	Absolute Rating	Growth Rating
2014	Excellent	Good
2013	Excellent	Good
2012	Excellent	Excellent

Based on state law, schools will not be rated for state accountability purposes until Fall 2017.

Additional Resources

SC State Content Standards
[Family-Friendly Guides to the SC Content Standards](#)
[2014-15 Accountability Manual](#)
[Report Card Data Files](#)
[ESEA Data Files](#)

Abbreviations for Missing Data

N/A-Not Applicable

N/AV-Not Available

N/C-Not Collected

N/R-Not Reported

I/S-Insufficient Sample