



Procurement Department

2 Space Drive • Taylors, SC 29687-6072 • (864) 355-1279 •

The School District of Greenville County

Addendum No. 1

Date: April 20, 2023

Re: Sevier Middle School – Building Envelope Repairs

IFB No.: **323-20-5-4**

The following information becomes part and parcel of Invitation for Bid (IFB) #323-20-5-4 effective this date. Firms must acknowledge receipt of this addendum in their solicitation response.

The listed items add to, modify, or otherwise alter the specifications and become part of the solicitation documents. Where a portion of the original specifications are added to, modified, or also altered, the portion not so affected shall remain. Firms may have the right to protest this addendum.

Inquiries/ District Responses

Before the solicitation inquiry deadline of April 20, 2023, the District received inquiries regarding this solicitation. The District's response to each question follows in **bold** font.

1. Question: Window repairs were discussed at 1 location, pictured below. This is a "V" window shown on 2/C-3. Please describe the desired scope at this location.

District Response: The source of the problem is not clear, when the contractor is on site, we will investigate the problem and a solution.

2. Question: Exterior ceiling painting was discussed during the walkthrough. Please confirm this is to be included in scope. There are up to 7 identified locations. 2 are at / above doors "M" located on 2/C-3. 2 are at / above doors "Q" and "R" on 4/C-2. 1 is located at the covered cafeteria loading dock. 2 are located at the front entry towers.

District Response: The contractor is to confirm the quality and locations of the soffit that is concrete and needs to be pressure washed and painted.

3. Question: Please confirm we are to include the typical scope at the small maintenance standalone building.

District Response: See #1 above.

4. Question: Can DOW CPS be substituted for the specified urethane sealant? Data sheet attached. This is a hybrid paintable quick cure sealant.

District Response: No, the DOW CPS is not acceptable, limited colors and warranty not stated.

5. Question: Can Pecora Dynatrol 1-XL be substituted for the specified urethane sealant? Data sheet attached. This is a hybrid paintable quick cure sealant.

District Response: No, Pecora Dynatrol 1-XL is not acceptable. The warranty does not indicate the time frame.

6. Question: Can Pecora 895 be substituted for the specified silicone sealant ? Data sheet attached. Equivalent to DOW 795.

District Response: Pecora 895 is not acceptable, the warranty time is not indicated.

End of Section – Inquiries/District Responses

Additional District Provided Information for Addendum One




1. The storage building in the back of the complex shall become part of the project. The contractor shall remove the existing caulking and backing rod on the exterior face of the building. Then install new backing rod and caulk. The grill and door frame has never been caulked; the contractor shall install silicone caulk around the frames. Attached is a drawing C-7 illustrating the scope of the work.
2. The curtain wall system at the main entrance shall also become part of the scope of the project. The contractor shall replace the caulk and wet seal the windows.
3. Where the curtain wall abuts the concrete sidewalk, the joint between the two -remove the existing caulk and re-caulk the joint.
4. Do not caulk the edge of the threshold at the doors.
5. Change the completion date of the project to October 2, 2023. Any punch list items shall be completed by October 9, 2023.

All other terms and conditions remain unchanged and in force.

Thank you for your interest in the District.

Jeffrey S. Knotts
Jeffrey S. Knotts
Director of Procurement

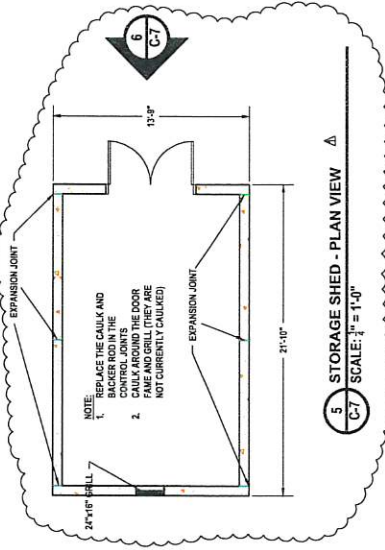
Attachments (1)



3 ENLARGED CONCRETE REPAIR
 C-7 SCALE: NONE

2 CONCRETE REPAIR - PRECAST SECTION
 C-7 SCALE: NONE

1 CONCRETE PATCH REPAIR - PRECAST SECTION
 C-7 SCALE: NONE



NOTE:

- THE INSIDE TOP CORNER OF THE PRECAST CONCRETE, THE
 REPAIR SHALL BE REINFORCED AND WILL BE REPAIRED AS
 PART OF THE PROJECT.
 - THE CONTRACTOR SHALL REMOVE THE LOOSE CONCRETE,
 RUST FROM THE STEEL. THE CONCRETE SHALL BE CHIPPED
 OUT TO SOLID CONCRETE. MIN. OF 3" AROUND THE STEEL.
 THE STEEL SHALL BE PAINTED WITH SHERMAN WILLIAMS
 FASTLINE PRIMER SURFACE AND SEALER OR EQUAL.
 THE INLETS AND CONCRETE SHALL BE PATCHED WITH
 RANKCRETE OR EQUAL. RANKCRETE SHALL BE MIXED,
 APPLIED AND CURED ACCORDING TO THE
 MANUFACTURER'S INSTRUCTIONS.
 - THE FINAL REPAIR SHALL BE FLUSH WITH THE EXISTING
 CONCRETE.
 - THE CONCRETE PATCH SHALL BE REINFORCED AND
 CURED ACCORDING TO THE MANUFACTURER'S INSTRUCTIONS.
 - THE CONTRACTOR SHALL REMOVE ANY RUST ON THE
 STEEL AND PAINTED WITH SHERMAN WILLIAMS FASTLINE
 PRIMER SURFACE AND SEALER OR EQUAL.
 - CONCRETE SHALL BE PATCHED WITH RANKCRETE OR EQUAL.
 RANKCRETE SHALL BE MIXED, APPLIED AND CURED
 ACCORDING TO THE MANUFACTURER'S INSTRUCTIONS.
 - THE FINAL REPAIR SHALL BE FLUSH WITH THE EXISTING
 CONCRETE.
- THE CONTRACTOR SHALL CLEAN ANY OVERLAP AND THE
 GROUNDS OF ANY DEBRIS FROM THE OPERATIONS.

