



Strategic Plan

Scope of Plan: 2013-14 through 2017-18
Annual Update for 2016-2017

Grades Served K4-5th

Greenbrier Elementary
"Seekers of Learning, Models of Character"
Le'Keisha Brown, Principal
853 Log Shoals Road
Greenville, South Carolina 29607
864-355-5300
FAX 864-355-5327
www.grbrier.greenville.k12.sc.us

Greenville County Schools
W. Burke Royster, Superintendent

SCHOOL RENEWAL PLAN COVER PAGE

SCHOOL INFORMATION AND REQUIRED SIGNATURES

SCHOOL Greenbrier Elementary

GREENVILLE COUNTY SCHOOL DISTRICT

SCHOOL RENEWAL PLAN FOR YEARS 2013-2014 through 2017-2018 (*five years*)

SCHOOL RENEWAL ANNUAL UPDATE FOR 2017-2018 (*one year*)

Assurances

The school renewal plan, or annual update of the school renewal plan, includes elements required by the Early Childhood Development and Academic Assistance Act of 1993 (Act 135) and the Education Accountability Act of 1998 (EAA) (S.C. Code Ann. §59-18-1300 and §59-139-10 *et seq.* (Supp. 2004)). The signatures of the chairperson of the board of trustees, the superintendent, the principal, and the chairperson of the school improvement council are affirmation of active participation of key stakeholders and alignment with Act 135 and EAA requirements.

CHAIRPERSON, BOARD OF TRUSTEES

Dr. Crystal Ball O'Connor		
PRINTED NAME	SIGNATURE	DATE

SUPERINTENDENT

Dr. W. Burke Royster		3/31/17
PRINTED NAME	SIGNATURE	DATE

CHAIRPERSON, SCHOOL IMPROVEMENT COUNCIL

Margaret Spivey		
PRINTED NAME	SIGNATURE	DATE

PRINCIPAL

Le'Keisha Brown		
PRINTED NAME	SIGNATURE	DATE

SCHOOL READ TO SUCCEED LITERACY LEADERSHIP TEAM LEAD

Amanda Moreno		
PRINTED NAME	SIGNATURE	DATE

SCHOOL'S ADDRESS: 853 Log Shoals Road, Greenville, SC 29607

SCHOOL'S TELEPHONE: (864)355-5300

PRINCIPAL'S E-MAIL ADDRESS: lbrown@greenville.k12.sc.us

STAKEHOLDER INVOLVEMENT FOR SCHOOL PLAN

(Mandated Component)

List the name of persons who were involved in the development of the school renewal plan. A participant for each numbered category is required.

POSITION

1. PRINCIPAL
2. TEACHER
3. PARENT/GUARDIAN
4. COMMUNITY MEMBER
5. SCHOOL IMPROVEMENT COUNCIL
6. Read to Succeed Reading Coach
7. School Read to Succeed Literacy Leadership Team Lead
8. OTHERS

NAME

Le'Keisha Brown
Wendy Postich
Joe Wright
Daniel Fort
Margaret Spivey
Kelly Wamser
Amanda Moreno

POSITION

RTI Teacher
Assistant Principal
Media Specialist
Guidance Counselor

NAME

Nancy Key
Jason Hudak
Shawnee Arrowood
Jennifer Swift

***REMINDER: If state or federal grant applications require representation by other stakeholder groups, it is appropriate to include additional stakeholders to meet those requirements and to ensure that the plans are aligned.**

ASSURANCES FOR SCHOOL PLAN

(Mandated Component)

Act 135 Assurances

Assurances, checked by the principal, attest that the school complies with all applicable Act 135 requirements.

- X** **Academic Assistance, PreK–3**
The school makes special efforts to assist children in PreK–3 who demonstrate a need for extra or alternative instructional attention (e.g., after-school homework help centers, individual tutoring, and group remediation).
- X** **Academic Assistance, Grades 4–12**
The school makes special efforts to assist children in grades 4–12 who demonstrate a need for extra or alternative instructional attention (e.g., after-school homework help centers, individual tutoring, and group remediation).
- X** **Parent Involvement**
The school encourages and assists parents in becoming more involved in their children’s education. Some examples of parent involvement initiatives include making special efforts to meet with parents at times more convenient for them, providing parents with their child’s individual test results and an interpretation of the results, providing parents with information on the district’s curriculum and assessment program, providing frequent, two way communication between home and school, providing parents an opportunity to participate on decision making groups, designating space in schools for parents to access educational resource materials, including parent involvement expectations as part of the principal’s and superintendent’s evaluations, and providing parents with information pertaining to expectations held for them by the school system, such as ensuring attendance and punctuality of their children.
- X** **Staff Development**
The school provides staff development training for teachers and administrators in the teaching techniques and strategies needed to implement the school/district plan for the improvement of student academic performance. The staff development program reflects requirements of Act 135, the EAA, and the National Staff Development Council’s revised *Standards for Staff Development*.
- X** **Technology**
The school integrates technology into professional development, curriculum development, and classroom instruction to improve teaching and learning.
- X** **Innovation**
The school uses innovation funds for innovative activities to improve student learning and accelerate the performance of all students. Provide a good example of the use of innovation funds.
- X** **Collaboration**
The school (regardless of the grades served) collaborates with health and human services agencies (e.g., county health departments, social services departments, mental health departments, First Steps, and the family court system).

X Developmental Screening

The school ensures that the young child receives all services necessary for growth and development. Instruments are used to assess physical, social, emotional, linguistic, and cognitive developmental levels. This program normally is appropriate at primary and elementary schools, although screening efforts could take place at any location.

X Half-Day Child Development

The school provides half-day child development programs for **four-year-olds** (some districts fund full-day programs). The programs usually function at primary and elementary schools, although they may be housed at locations with other grade levels or completely separate from schools.

X Developmentally Appropriate Curriculum for PreK–3

The school ensures that the scope and sequence of the curriculum for PreK–3 are appropriate for the maturation levels of students. Instructional practices accommodate individual differences in maturation level and take into account the student's social and cultural context.

X Parenting and Family Literacy

The school provides a four component program that integrates all of the following activities: interactive literacy activities between parents and their children (Interactive Literacy Activities); training for parents regarding how to be the primary teachers for their children and full partners in the education of their children (parenting skills for adults, parent education); parent literacy training that leads to economic self-sufficiency (adult education); and an age-appropriated education to prepare children for success in school and life experiences (early childhood education). Family Literacy is not grade specific, but generally is most appropriate for parents of children at the primary and elementary school levels and below, and for secondary school students who are parents. Family Literacy program goals are to strengthen parent involvement in the learning process of preschool children ages birth through five years; promote school readiness of preschool children; offer parents special opportunities to improve their literacy skills and education, a chance to recover from dropping out of school; and identify potential developmental delays in preschool children by offering developmental screening.

X Recruitment

The school makes special and intensive efforts to **recruit** and give **priority** to serving those parents or guardians of children, ages birth through five years, who are considered at-risk of school failure. “At-risk children are defined as those whose school readiness is jeopardized by any of, but no limited to, the following personal or family situation(s): Educational level of parent below high school graduation, poverty, limited English proficiency, significant developmental delays, instability or inadequate basic capacity within the home and/or family, poor health (physical, mental, emotional) and/or child abuse and neglect.

X Coordination of Act 135 Initiatives with Other Federal, State, and District Programs

The school ensures as much program effectiveness as possible by developing a district-wide/school-wide coordinated effort among all programs and funding. Act 135 initiatives are coordinated with programs such as Head Start, First Steps, Title I, and programs for students with disabilities.

Greenbrier Elementary School Strategic Plan

TABLE OF CONTENTS

Introduction.....	page 1-3
Executive Summary.....	page 4-6
School Profile.....	pages 7-16
School Community.....	7
School Personnel	9
Student Population.....	10
Academic and Behavioral Features/Programs/Initiatives.....	13
Mission, Vision, and Beliefs.....	pages 17-18
Data Analysis and Needs Assessment.....	pages 19-26
Student Achievement.....	19
Teacher and Administrator Quality.....	24
School Climate.....	26
Action Plan.....	pages 27-54

INTRODUCTION

The Greenbrier Elementary School Strategic Plan was developed to guide our actions and document the changes and progress our school has made as we have sought to more effectively support student learning. It is our belief that the plan provides a vehicle for developing capacity, self-assessment, communication, and accountability that will lead to substantive school improvement. The plan is organized according to the standards set forth in **Greenville County Schools Strategic Planning/Portfolio Checklist**. It is our firm belief that the philosophies represented by the aforementioned guidelines will support Greenbrier's efforts toward continuous school improvement.

Greenbrier's staff, administrators, and community members worked collaboratively on the research and development of the strategic plan. Much of the narrative content comes from small group discussions conducted throughout the process of evaluating progress in each of the designated categories. During these discussions, team members were asked to contribute "evidence" of our progress, make suggestions for continued improvement, and dialogue regarding current and future school programs and initiatives. Feedback from Administrative meetings, Grade Level and Vertical Team meetings, community-based meetings (SIC, PTA), and whole group discussions was also integrated as we worked to generate a document truly representative of Greenbrier.

Strategic Planning Process/Structure

The Strategic Planning Team

The Strategic Team, made up of the principal and Strategic Planning Facilitators, was established to:

- guide, enforce, and reinforce the school portfolio plan
- ensure the implementation of standards and the vision
- monitor progress and address concerns
- review data and plan for improvement
- encourage and model school wide-expectations
- update and review the school portfolio plan

Action Teams

- PTA
- School Improvement Council (SIC)

A key role of the action teams is to investigate different approaches to achieving our goals. The teams may recommend specific courses of action

that will support the implementation of a high quality instructional program aligned with the state's curriculum standards.

Instructional Teams

- Faculty Council
- Grade Level Teams
- Vertical Teams

Faculty Council

Grade level chairs serve as Faculty Council representatives. As liaisons between the administration and their designated grade levels or teams, council member's responsibilities include:

- facilitating weekly grade level meetings
- coordinating grade level activities
- attending monthly council meetings
- communicating team concerns, successes, and feedback
- participating in the development of budgetary proposals

Grade Level Teams

The purposes of grade-level teams are to maintain unity of curriculum, instruction, assessment, and to implement the standards at each grade level. Therefore, each teacher will:

- participate in meetings with his/her grade level
- coach and support the implementation of the standards
- study and support each other's implementation of *Best Practices*
- support grade level efforts to integrate writing across the curriculum
- plan instruction based on current common assessment data

Vertical Teams

The purpose of the vertical teams is to maintain consistency, specifically to:

- improve instruction school-wide
- ensure the implementation of standards within subject areas and across the grade levels
- advise the strategic planning team of progress and concerns of grade-level and vertical team meetings
- coach and support the quality implementation of subject areas
- demonstrate the implementation of subject standards for teachers in each subject area
- review data and plan for improvement

Process for Communicating the Plan

The Greenbrier Strategic Plan and its components are communicated to all stakeholders via the following:

- plan components are shared with parents and community members at monthly SIC meetings
- plan components with parent, students, teachers, and community members at quarterly PTA meetings
- plan components are shared with teachers and faculty members at weekly faculty meetings as needed
- plan components are available for viewing on the school website at www.greenville.k12.sc.us/gbrier
- plan components are available in school's media center



EXECUTIVE SUMMARY

Student achievement findings

SC READY ELA

School-wide 41.6% of students met or exceeded the expectation in the area of ELA. This compares to 42.9% state-wide and 48.3% for Greenville County. School-wide Greenbrier performed below the Greenville County and State average. However, 4th grade students outperformed both the county and state averages in the area of ELA.

SC READY Mathematics

School-wide 49.4% of students met or exceeded the expectation in the area of Mathematics. This compares to 42.7% state-wide and 49.2% for Greenville County. Greenbrier exceeded both the Greenville County and state averages for Mathematics as measured by SC READY.

SCPASS Science

Greenbrier's school wide performance on PASS science, over the past three years, has been inconsistent. In spring of 2016, the number of students performing in the not met category increased. However, students performing in the exemplary category also increased from the previous year.

SCPASS Social Studies

Greenbrier's school wide performance on PASS social studies, over the past three years, has been strong. However in spring of 2016, the number of students performing in the not met category increased.

Second Grade ITBS

During the 2016-2017 school year, second grade performance was at or above the 50th percentile in the area of reading and math. Performance in the areas of math increased while performance in reading decreased.

Teacher and administrator quality findings

During the 2015-2016 school-year, 100% of classroom teachers have received training in the area of Standards Based and Student Centered Instruction. We will continue the school wide training during the 2016-2017 school-year.

School Climate Findings

The attendance rate for students at Greenbrier has consistently been above the district average for the past three years. Teachers and parents have indicated on annual surveys that they are satisfied with the learning environment of the school, which students have expressed some dissatisfaction. Teachers, parents, and students agree that our school is a safe environment.

Significant challenges

- Inconsistency in performance of subgroups on the Palmetto Assessment of State Standards
- Inconsistency in the overall performance of second graders on the Iowa Test of Basic Skills over time

Significant Awards, Results, and Accomplishments

- Greenville County Distinguished Teacher of Reading First Runner-Up
- Greenville County Operations Employee of the Year
- Received a \$1000 grant from the Music Club of Greenville to purchase instruments for the school
- Physical Education Teacher award the state PTA Teacher of the Year Award
- Parent Volunteer awarded the PTA Volunteer of the Year Award
- Created small group Guidance programs
- Created Beta Club program for fifth grade
- Created Voices of Greenbrier Choral Program
- Created RTI, literacy model, to be used in Kindergarten through third grade
- Created student-operated Greenbrier Morning News Show
- Participated in successful community service drives (Jump Rope for Heart Association, March of Dimes Reading Champs, Student Government Clemson-Carolina canned food drive, Hands on Greenville garden day, Zig-the-Pig children's cancer fund)
- Participated in Special Olympics
- Participate in Greenville Drive and Summer Reading Programs
- Participate in Safe School Program with Safety Patrols
- Participated in the Black History Essay Contest sponsored by the African American Network at Michelin North American Research Center
- Participated in the Black Heritage Bowl Sponsored by Long Branch Baptist Church (Elementary Winners 2015, 2016, 2017)
- Participated in the SEC Women's Basketball Adopt-a-Class Program (Partner School – Auburn University)
- Student participation in Spring Sing
- Developed After School Program
- Developed In house Literacy Closet for parents and students
- Implemented SWAT team-Students Who Assist with Technology
- Implemented Art Assistant Program
- Received several school Website awards
- Received several teacher and PTA grants
- Received several Drug Free Parade Awards during Red Ribbon Week
- Received Red Carpet Award Spring 2010
- Received State Character Award 2011
- South Carolina Art Education Association First Place Elementary Winner

SCHOOL PROFILE

School Community

Greenbrier Elementary is led by our principal, Mrs. Le'Keisha Brown, Ed. S. This is Mrs. Brown's first year at Greenbrier. Mr. Jason Hudak is the assistant principal, and also joined the Greenbrier staff this year.

Throughout Mrs. Brown's eighteen year educational career, she has served the students of Greenville County as a Middle School Teacher, Select Schools Program Coordinator, and Assistant Principal. She has certification in Elementary Education, Middle School Language Arts, Elementary Administration and Supervision. She also has the state's Gifted and Talented endorsement that grants her the opportunity to teach challenge students. Before becoming Greenbrier's principal this year, her recent administrative experiences included five years of service as an Assistant Principal at Woodland Elementary in Greer, South Carolina and one year of service as an Assistant Principal at Ellen Woodside Elementary in Pelzer, South Carolina. She received her undergraduate degree from Benedict College in Columbia, South Carolina. She also has a Master's degree and an Educational Specialist degree from Converse College in Spartanburg, South Carolina.

Prior to becoming an Assistant Principal, Mr. Hudak taught fifth grade. He served as the Administrative Assistant at Tigerville Elementary for four years. Mr. Hudak has a Bachelor's Degree in Elementary Education from Clemson University and a Master of Arts Degree in School Leadership from Furman University.

Greenbrier Elementary School, a public school in southern Greenville County, is located on an 8-acre tract of land and was originally built in 1968. During the school's first years, Greenbrier served students in grades 1 through 6. It was only a matter of time before this small community began to grow. Several years later, K5 was added when 6th grade moved to the middle school. About this time, the area around Greenbrier began to change.

With more people moving to the area, school enrollment increased. The community continued to grow and flourish as new businesses and housing developments settled here. As a result, Greenbrier began building renovations in 1999 in order to expand facilities and add a new building to accommodate the increasing student enrollment. A building dedication was held on March 16, 2000. However, with an ever-increasing population, Greenbrier went through another renovation project. An additional wing was added to accommodate 1000 students.

The current facility includes 52 classrooms, two multipurpose/traveling Related Art rooms, media center, art room, music room, gymnasium, Science Lab/Challenge room, computer lab, and video production room.

Greenbrier has heterogeneously grouped classes in kindergarten through grade five. There are two 4K classroom and four self-contained special education classes (one preschool special education classroom, one EMD Classroom, one primary Trainable Mentally Disabled class, and one intermediate Trainable Mentally Disabled class). The curriculum is standards-based and focuses on skills in language arts, math, science, social studies, and health. Specialists in art, music, physical education, guidance, and library science teach all students.

Greenbrier Elementary envisions our families, staff, and community working together to help our students be successful. We are committed to identifying the specific needs of both our school and our community. We realize that collaborative partnerships not only actively involve our community but also add an essential dimension that enriches our students' education.

PTA hosts student performances, as well as other various events. SIC assists the guidance department in planning college and career focused events for the school. Parent and community volunteers assist in the classroom with projects, chaperoning field trips, and reading to students. Volunteers also assist with book fairs and school clubs and have helped to organize our Leveled Literacy Library. Outreach projects touch the entire community.

Greenbrier's current community partnerships include:

- Mauldin High School
- Piedmont Mental Health
- Chick-Fil-A
- Michelin North America
- Faith Renewed
- SC Children's Theater
- Mauldin Rotary Club
- The Greenville Drive

School Personnel

Greenbrier Staff	2014	2015	2016
Teachers with Advanced Degrees	53.2%	54.3%	54.0%
Continuing Contract Teachers	72.3%	82.6%	74.0%
Teacher Returning from Previous Year	89.1%	88.2%	89.6%
Teachers Attendance Rate	95.4%	93.5%	91.6%

Source: SC School Report Card

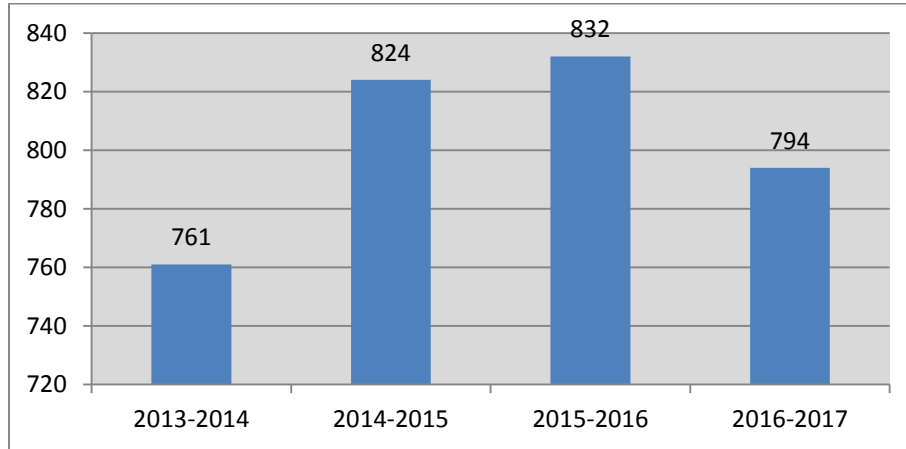
Current Greenbrier Elementary School Staff is composed of:

- 36 Classroom Teachers
- 8 Special Education Teachers
- 1.5 Music Teachers
- 1.5 Art Teachers
- 1.5 Physical Education Teachers
- 1.5 Speech and Language Therapists
- 1 Instructional Coach
- 1 Literacy Specialist
- 1 Media Specialist
- 1 Reading Interventionist
- .5 GT Teacher
- .5 ESOL Teacher
- 1.8 School Counselors
- 1 Nurse
- 15 Paraprofessionals
- 1 Plant Manager
- 7 Food Service Employees
- 6 Custodians
- 1 Attendance Clerk
- 1 Office Clerk
- 1 Secretary
- 1 Assistant Principal
- 1 Principal

Student Population

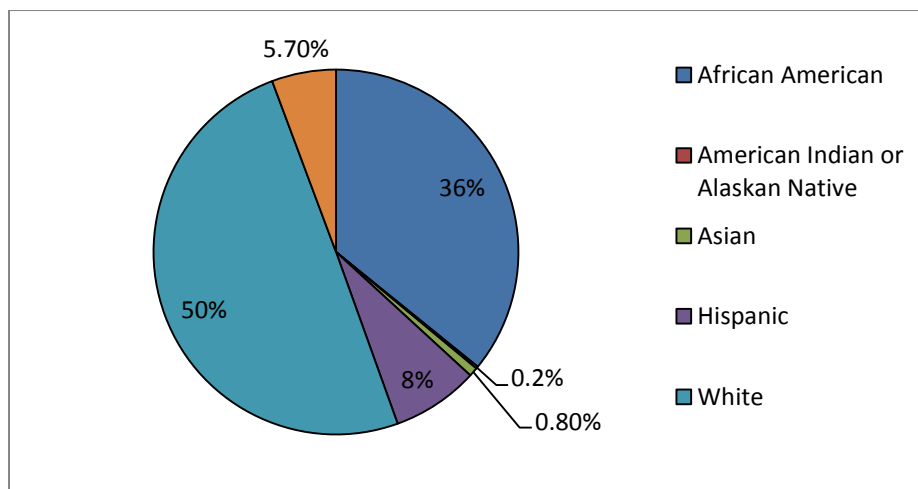
Currently, for the 2016-2017 school year, we have 794 students at Greenbrier with an average daily student attendance of 93.09%.

Greenbrier Elementary Student Population



Student Enrollment by Ethnic Distribution

At the present time, the student body at Greenbrier Elementary is composed of 396 White, 284 African American, 61 Hispanic, 6 Asian, and two Native American/Alaskan Native students. Forty-five students are classified as other. Enrollment by ethnicity is represented by percentages in the circle graph that follows.



Special Education and Other Services

As Greenbrier's student population has grown increasingly diverse, there has been a rise in the number of special needs students served by the school. Greenbrier currently houses a primary Moderately Mentally Disabled (MMD) and an intermediate Moderately Mentally Disabled (MMD) class, an intermediate Educable Mentally Disabled (EMD) Self Contained class, and a Preschool Special Education class. In addition, students attend Resource, Speech services, Gifted and Talented, and ESOL classes.

Enrollment of Special Education Students	
Autistic	7
Developmental Delay	9
Hearing Impairment	1
Visual Impairment	1
Intellectual Disability (mild)	5
Intellectual Disability (moderate, profound)	8
Other Health Impairment	21
Specific Learning Disability	33
Speech or Language Impairment	83

Enrollment of ESOL Students			
2013-2014	2014-2015	2015-2016	2016-2017
71	60	57	61

Enrollment of Gifted and Talented Students			
2013-2014	2014-2015	2015-2016	201-2017
55	51	57	54

Student Lunch Status over Time

Over the past five years, the total percentage of students qualifying for free and reduced meals has gradually increased. Forty-seven percent of Greenbrier's student population is currently eligible for free and reduced lunches.

SCHOOL YEAR	FREE / REDUCED	TOTAL ENROLLMENT	PERCENTAGE
2016-2017	377	794	47%
2015-2016	414	832	50%
2014-2015	441	824	54%
2013-2014	320	761	42%
2012 - 2013	380	808	47%

Major academic and behavioral features/programs/initiatives

Professional Learning Communities (PLCs)

Grade level PLCs meet weekly to share expertise, and works collaboratively to improve teaching skills and the academic performance of students. Every professional in the building, including related arts personnel and support staff, engage with colleagues in the ongoing exploration of the following crucial questions that drive the work of those within a professional learning community:

- What do we want each student to learn?
- How will we know when each student has learned it?
- How will we respond when a student experiences difficulty in learning?

Balanced Literacy

The Fountas and Pinnell® framework for Balanced Literacy was developed to help teachers support the needs of individual readers. Guided Reading was originally written for K-3 teachers and reading resource teachers. Based on the author's nine years of research and development, the program helps create a balanced literacy approach to even intermediate and middle school classroom through:

- Guided Reading
- Interactive Read Aloud
- Shared Reading
- Independent Reading
- Writing

It is the adopted Language Arts framework for several Greenville County Schools.

Reading Counts

Reading Counts is a program designed to encourage children to read a wide variety of texts at a level that is appropriate yet challenging. After a child reads a book from the Reading Counts booklist, he or she can complete a test based on the book. Based on teacher preference and grade level, a passing grade is rewarded with varied acknowledgments or incentives. Participation in Reading Counts is currently optional; however, plans to formally implement the program school-wide are in development.

RTI Reading Program

Response to the Intervention integrates assessment and intervention within a multi-level prevention system to maximize student achievement. With RTI, Greenbrier identifies students at risk, in kindergarten through third grade, for poor learning outcomes, monitors student progress, provides evidence-based interventions and adjusts the intensity and nature of those interventions depending on a student's responsiveness, and identifies students with learning disabilities or other disabilities.

Greenbrier Make Summer Count Reading Program

All Greenbrier students are provided with summer reading materials through support from Public Education Partners (PEP) of Greenville. First through fifth grade students who complete their grade level requirements over the summer are invited to a Reading Celebration. All students select a free paperback at the celebration.

Breakfast Club

Breakfast Club is conducted by 1 lab manager. Students enrolled in Breakfast Club work on Compass Learning Lessons and First in Math activities that correlate with MAP score RIT band and areas of weakness. Student's keep track of progress daily and is reported to parents on a quarterly basis.

Junior Beta Club

Junior Beta Club is a nationally recognized organization which promotes academic excellence among students. The qualifications for membership on the part of the student shall be: worthy, moral and ethical character, good mentality, creditable achievement, and commendable attitude. The club is available to students who are in 5th grade with a GPA of 3.2 or higher. Service at home, school, and in the community is a major focus of the club.

Morning Show

The Greenbrier Morning Show is produced by select fifth graders. Daily programming includes the Pledge of Allegiance, student pledge, moment of silence, and morning announcements. The news crews' duties include writing news reports, using technical equipment, and reporting the weather.

Terrific Kids

The school wide recognition program is used by the classroom teachers in conjunction with the guidance counselor and Rotary Club. The program is designed to reward students for their outstanding efforts with their peers in the classroom.

TTBK Program

Implemented in 2006-07, TTBK has grown into a positive school wide behavior program centered on promoting exceptional behavior when out and about the school.

Brier Bucks Program

"Brier Bucks" are incentives which are used to promote and reward excellence in behavior, academics, and character. Green Bucks can be given by any staff member to any class. Classes can receive Green Bucks for; walking quietly in the hall, stopping and letting others go through, excellent behavior in related arts, meeting academic goals as a class, receiving compliments from others, meeting classroom behavior goals, as well as other whole-class acts of kindness. Classes are able to cash in Green Bucks for class rewards. Blue Bucks can be given by any staff member to any student. Students can receive Blue Bucks for; being kind to others, academic excellence or improvement, following directions, making a good choice, working hard, following classroom behavior plans, or any other act of kindness. Students will be able to cash in Blue Bucks for individual rewards.

Chorus: Voices of Greenbrier

Chorus is a before school program for third through fifth grade students. Members are expected to attend practices regularly, model school-wide expectations, and maintain a C average. Choral students have the opportunity to perform at a number of venues throughout the school year.

Safety Patrol

Safety patrols are fifth grade students who are recommended near the end of their fourth grade year based on outstanding conduct and acceptable grades. They perform duties such as assisting crossing guards, monitoring hallways, and helping car riders. The safety patrol program is sponsored by the Greenville Hospital System.

MISSION, VISION, AND BELIEFS

We at Greenbrier envision a school where students are actively engaged in learning; high expectations are held by all; respect is reflected in all decisions and actions; commitment to collaboration is evident. This vision, which drives our efforts as a learning community, is supported by our mission, values, and beliefs. Among our beliefs are: all children are unique and have the ability to learn; all children should be challenged; the cooperation of home, school, and community is necessary in the educational process. We also believe that curriculum, instruction, assessment, and the learning environment must complement each other in order to create a comprehensive learning organization that understands, cares about, and works for students.

Mission

We Are . . .

seekers of learning,
models of excellence,
builders of character.

WE ARE GREENBRIER.

Shared Vision

We at Greenbrier envision a school where . . .

students are actively engaged in learning;
high expectations are held by all;
respect is reflected in all decisions and actions;
commitment to collaboration is evident.

Values and Beliefs

Values and beliefs are the core of who we are, what we do, and how we think and feel. Values and beliefs reflect what is important to us; they describe what we think about work and how we think it should operate. The Greenbrier staff was asked to brainstorm independently before we produced our core beliefs about the instruction, curriculum, and assessment needed to increase our students' learning.

We believe . . .

- All children can learn.
- Each child is a unique individual with distinct abilities and goals.
- All children should be challenged.
- A sense of responsibility should be fostered.
- Each child should be treated with respect and encouraged to develop respect for self and others.
- The cooperation of home, school and community is necessary in the educational process.
- The school should be a safe, secure and disciplined place for all people.

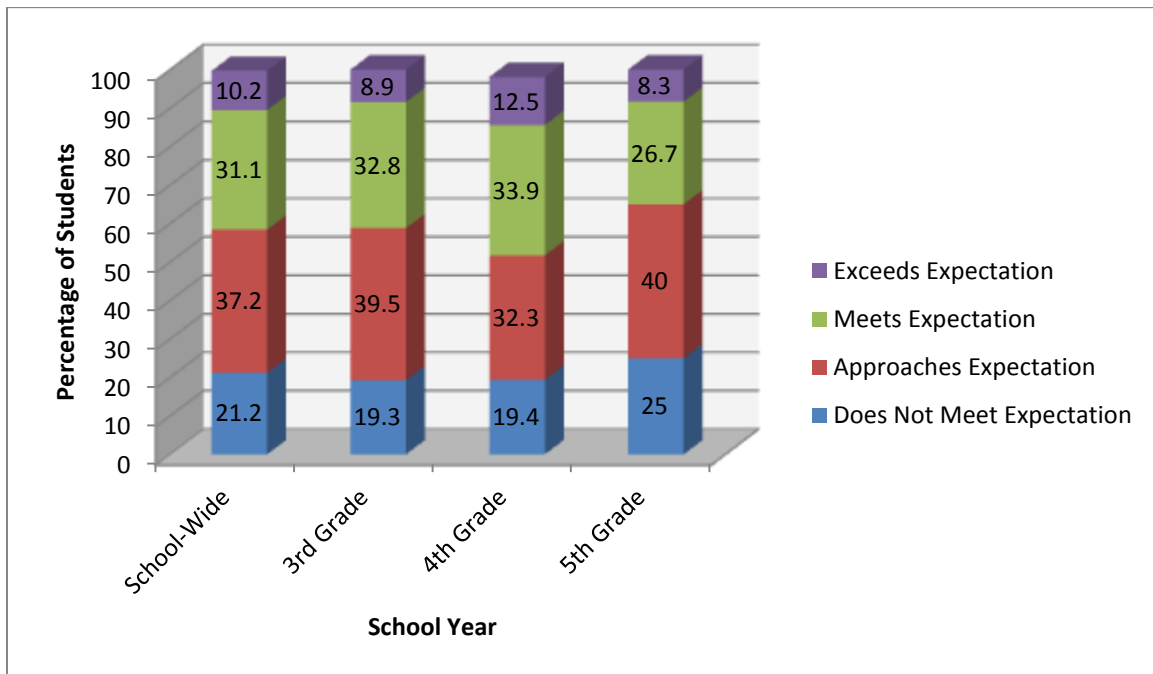
Data Analysis and Needs Assessment

Over the past five years, we have tried to be more systematic in using data to inform decisions about our instructional program. Recognizing the increasing volume of data available to us, we are also striving to craft opportunities within the context of the school day to more effectively study, analyze, and use that data to impact student learning.

SC READY

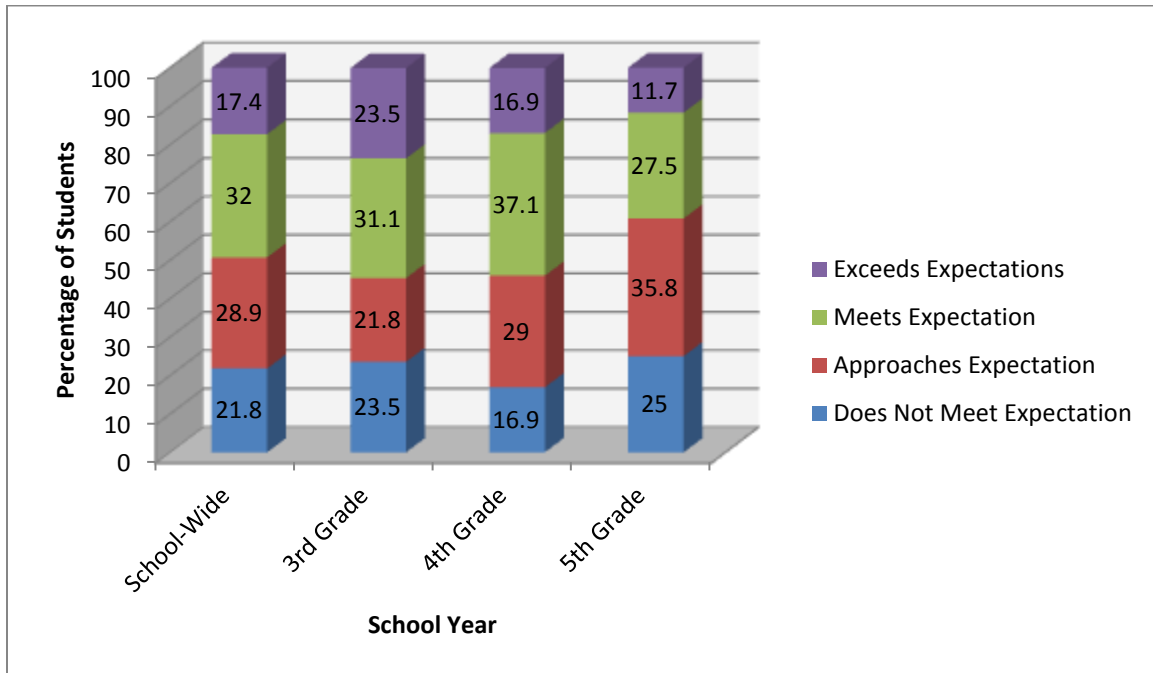
The SC READY assessment was given to students in grades 3-8 in Spring 2016. Students were assessment in the areas of Reading, Mathematics, and Writing.

Performance Levels for SC READY ELA



School-wide 41.6% of students met or exceeded the expectation in the area of ELA. This compares to 42.9% state-wide and 48.3% for Greenville County. School-wide Greenbrier performed below the Greenville County and State average. However, 4th grade students outperformed both the county and state averages in the area of ELA.

Performance Levels for SC READY Mathematics

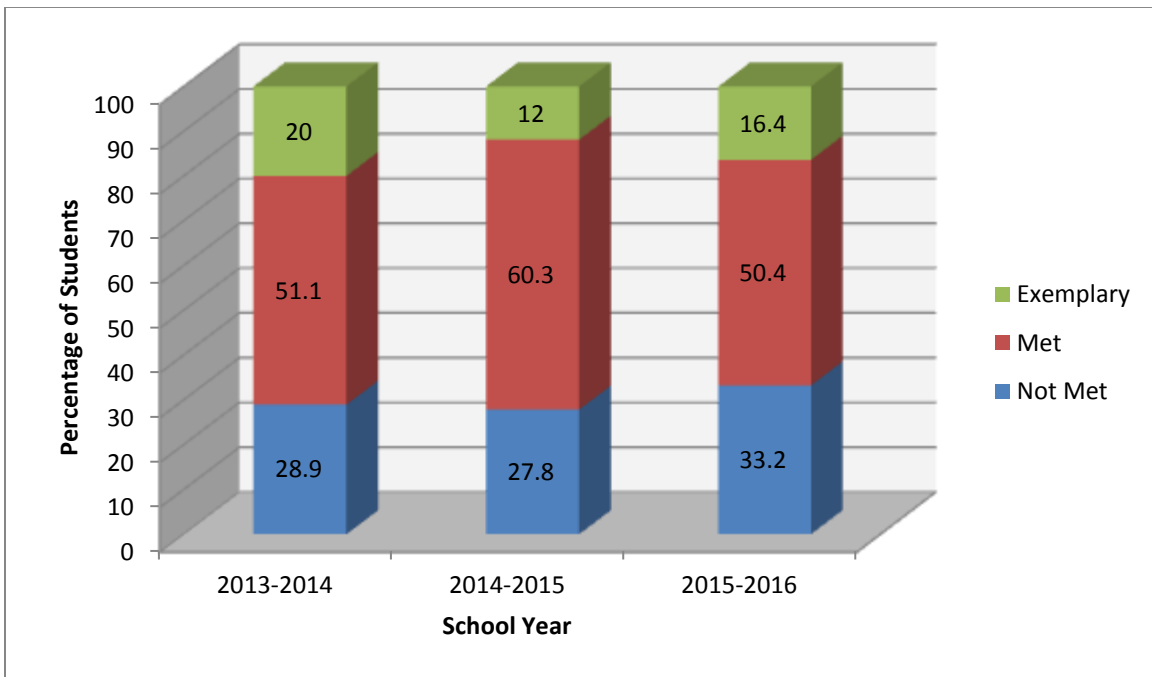


School-wide 49.4% of students met or exceeded the expectation in the area of Mathematics. This compares to 42.7% state-wide and 49.2% for Greenville County. Greenbrier exceeded both the Greenville County and state averages for Mathematics as measured by SC READY.

SCPASS

The SCPASS assessment was given to students in grades 4-8 in Spring 2016. Students were assessment in the areas of Science and Social Studies.

Performance Levels for SCPASS Science (All Students)

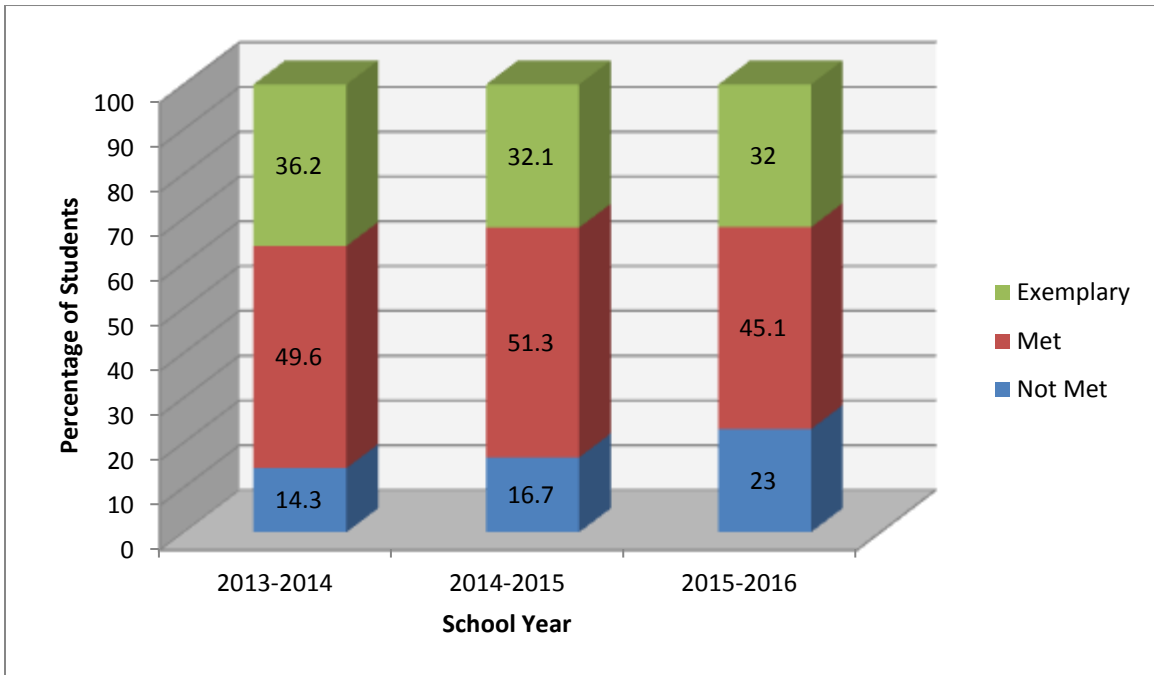


Performance Levels for SCPASS Science (By Grade)

	Met and Exemplary	Not Met
4th Grade	70.2%	29.8%
5th Grade	63.3%	36.7%

Greenbrier's school wide performance on PASS science, over the past three years, has been inconsistent. In spring of 2016, the number of students performing in the not met category increased. However, students performing in the exemplary category also increased from the previous year.

Performance Levels for SCPASS Social Studies (All Students)



Performance Levels for SCPASS Social Studies (By Grade)

	Met and Exemplary	Not Met
4th Grade	84.7	15.3
5th Grade	69.2	30.8

Greenbrier’s school wide performance on PASS social studies, over the past three years, has been strong. However in spring of 2016, the number of students performing in the not met category increased.

Iowa Test of Basic Skills (ITBS)

In 2002 – 2003, the district began using the Iowa Test of Basic Skills (ITBS). The ITBS, a norm referenced test, is administered to all second graders in the fall and to students in grades three through five in late winter.

Percentile Rank of Average SS: National Student Norms for ITBS

Subtest	2014	2015	2016
Reading	52 nd %tile	66 nd %tile	60 th %tile
Mathematics	41 st %tile	48 th %tile	50 th %tile

During the 2016-2017 school year, second grade performance was at or above the 50th percentile in the area of reading and math. Performance in the areas of math increased while performance in reading decreased.

Professional Development Plan

Greenbrier Elementary Professional Development Calendar 2016-2017

Professional Development Schedule:	
August 9	Digital Leaders Corp (Teacher Leaders)
August 10	Faculty Meeting- Active Shooter Training, Safety Plan, Faculty Handbook
August 11	PAS-T Process for Formal Evaluation Teachers
August 15	Faculty Meeting- Updates for Back to School
August 17	Faculty Meeting- Legal Update, RTI, Reporting Procedures, textbooks, Worker's Comp
August 31	MAP Training (Grades 2-5)
August 31	PowerTeacher Training (Grades 2-5)
September 7	Faculty Meeting- Read to Success Information
September 14	Faculty Meeting- A Team Procedures
October 5	Faculty Meeting- Book Study <u>The Energy Bus</u>
October 11	In House PD- Reading Workshop
October 11	Rubicon Focus Group (Faculty Council)
October 19	ITBS Training (Grade 2)
October 26	Classroom Management
November 2	Faculty Meeting- Digital Learning Corps
November 3	Leader In Me (Faculty Council)
November 9	Reaching All Students- Poverty Simulation
November 30	Vertical Teams- <u>The Energy Bus</u> Book Study
December 7	Faculty Meeting- <u>The Energy Bus</u> Book Study

January 11	Data Teams- Common Assessment and Data
January 13	In House PD- Reading Workshop
January 13	Best Practices (Induction Teachers)
January 18	Digital Learning, Data (interpretation and Use)
January 25	Vertical Teams- Vertical Team Goals
February 1	Faculty Meeting- Updates from District Academic Division
February 15	Digital Learning
March 1	Faculty Meeting- Updates from District Academic Division
March 14	In House PD- Reading Workshop
March 15	Breakout Games for the Classroom
March 21	Finish Strong: Classroom Management, Spring Procedures, Testing, etc. (Induction Teachers)
April 9	ASCD Spring Conference - Ron Clark (Induction Teachers)
April 19	SCPASS/SCREADY Training (Grades 3-5)
April 25	In House PD- Reading Workshop
May 10	Faculty Meeting- EOY Procedures

School Climate Data

Average Student Attendance

2014	2015	2016
97.1%	96.1%	96.2%

School Report Card Survey Results

	2014	2015	2016
Parents Satisfied with Learning Environment	90.7%	78%	91.2%
Students Satisfied with Learning Environment	83.2%	88.1%	86.9%
Teachers Satisfied with Learning Environment	97.6%	89.6%	85.3%

Greenville County School Survey Results

	2014	2015	2016
Parents who indicated that their child feels safe at school	95.8% (agree or strongly agree)	97.9% (agree or strongly agree)	93.8% (agree or strongly agree)
Students who feel safe at school during the day	91.6% (agree or strongly agree)	88.1% (agree or strongly agree)	88.6% (agree or strongly agree)
Teachers that feel safe at school during the school day	97.6% (agree or strongly agree)	90.2% (agree or strongly agree)	97.6% (agree or strongly agree)

The attendance rate for students at Greenbrier has consistently been above the district average for the past three years. Teachers and parents have indicated on annual surveys that they are satisfied with the learning environment of the school, which students have expressed some dissatisfaction. Teachers, parents, and students agree that our school is a safe environment.

SCHOOL RENEWAL PLAN FOR 2013-14 through 2017-18

Student Achievement Teacher/Administrator Quality School Climate Other Priority

GOAL AREA 1: Raise the academic challenge and performance of each student.

PERFORMANCE STATEMENT: Meet the state and federal accountability objectives for all students and subgroups in writing each year.

FIVE YEAR PERFORMANCE GOAL: Meet or exceed the standard in ELA as measured by SC Ready.

ANNUAL OBJECTIVE: Annually meet or exceed the standard in ELA as measured by SC Ready.

DATA SOURCE(S): ESSA Federal Accountability and SDE School Report Card

	Baseline 2015-16	2016-17	2017-18
School Projected	X	46.3	51.3
School Actual	41.3		
District Projected	X	53	56
District Actual (ES only)	50		

Baseline data to be established in 2015-16.

Student Achievement Teacher/Administrator Quality School Climate Other Priority

PERFORMANCE STATEMENT: Meet the state and federal accountability objectives for all students and subgroups in mathematics each year.

FIVE YEAR PERFORMANCE GOAL: Meet or exceed the standard in mathematics as measured by SC READY.

ANNUAL OBJECTIVE: Meet or exceed the standard in mathematics as measured by SC READY.

DATA SOURCE(S): ESSA Federal Accountability and SDE School Report Card

	Baseline 2015-16	2016-17	2017-18
School Projected	X	54.4	59.4
School Actual	49.4		
District Projected	X	59	63
District Actual (ES only)	56		

Baseline data to be established in 2015-16.

SC READY % TESTED

Student Achievement Teacher/Administrator Quality School Climate Other Priority

FIVE YEAR PERFORMANCE GOAL: Meet the annual measurable objective (AMO) of 95% tested for all students and student subgroups tested on SC READY.

ANNUAL OBJECTIVE: Meet the annual measurable objective (AMO) of 95% tested for all students and student subgroups tested on SC READY.

DATA SOURCE(S): ESSA Federal Accountability and SDE School Report Card

% Tested ELA – School	Baseline 2015-16	2016-17	2017-18
Projected Performance	95.0	95.0	95.0
Actual Performance			
All Students	*		
Male	*		
Female	*		
White	*		
African-American	*		
Asian/Pacific Islander	*		
Hispanic	*		
American Indian/Alaskan	*		
Disabled	*		
Limited English Proficient	*		
Students in Poverty	*		

SC SDE did not provide data for 2015-16.

% Tested ELA – District Grades	Baseline 2015-16	2016-17	2017-18

3-5			
Projected Performance	95.0	95.0	95.0
Actual Performance			
All Students	*		
Male	*		
Female	*		
White	*		
African-American	*		
Asian/Pacific Islander	*		
Hispanic	*		
American Indian/Alaskan	*		
Disabled	*		
Limited English Proficient	*		
Students in Poverty	*		

SC SDE did not provide data for 2015-16.

% Tested Math – School	Baseline 2015-16	2016-17	2017-18
Projected Performance	95.0	95.0	95.0
Actual Performance			
All Students	*		
Male	*		
Female	*		
White	*		
African-American	*		
Asian/Pacific Islander	*		
Hispanic	*		
American Indian/Alaskan	*		
Disabled	*		
Limited English Proficient	*		
Students in Poverty	*		

SC SDE did not provide data for 2015-16.

% Tested Math – District – Grades 3-5	Baseline 2015-16	2016-17	2017-18
Projected Performance	95.0	95.0	95.0
Actual Performance			
All Students	*		
Male	*		
Female	*		
White	*		
African-American	*		
Asian/Pacific Islander	*		
Hispanic	*		
American Indian/Alaskan	*		
Disabled	*		
Limited English Proficient	*		
Students in Poverty	*		

SC SDE did not provide data for 2015-16.

Student Achievement Teacher/Administrator Quality School Climate Other Priority

PERFORMANCE STATEMENT: Meet the state and federal accountability objectives for all students and subgroups in science each year.

FIVE YEAR PERFORMANCE GOAL: From 2015-16 through 2017-18, increase the percentage of students scoring Met and Exemplary on SCPASS Science 75.3% or above.

ANNUAL OBJECTIVE: From 2015-16 through 2017-18, annually increase the percentage of students scoring Met and Exemplary on SCPASS Science by at least 1%.

DATA SOURCE(S): ESSA Federal Accountability and SDE School Report Card

	Baseline 2014-15	2015-16	2016-17	2017-18
School Projected	X	73.3	74.3	75.3
School Actual	72.3	66.8		
District Projected	X	73.9	74.9	75.9
District Actual (ES & MS)	72.9	71.4		

*Beginning in 2014-15, grades 4-8 will take Science **and** Social Studies.*

Student Achievement Teacher/Administrator Quality School Climate Other Priority

PERFORMANCE STATEMENT: Meet the state and federal accountability objectives for all students and subgroups in social studies each year.

FIVE YEAR PERFORMANCE GOAL: From 2015-16 through 2017-18, increase the percentage of students scoring Met and Exemplary on SCPASS Social Studies to 86.4% or above.

ANNUAL OBJECTIVE: From 2015-16 through 2017-18, annually increase the percentage of students scoring Met and Exemplary on SCPASS Social Studies at least 1%.

DATA SOURCE(S): ESSA Federal Accountability and SDE School Report Card

	Baseline 2014-15	2015-16	2016-17	2017-18
School Projected	X	84.4	85.4	86.4
School Actual	83.4	77.1		
District Projected	X	82.2	83.2	84.2
District Actual (ES & MS)	81.2	78.8		

*Beginning in 2014-15, grades 4-8 will take Science **and** Social Studies.*

Student Achievement Teacher/Administrator Quality School Climate Other Priority

PERFORMANCE STATEMENT: Increase student performance on state and national assessments, including the IOWA Test.

FIVE YEAR PERFORMANCE GOAL: Meet or exceed the national norm of 50th percentile in each subtest of the IOWA Test in grade 2.

ANNUAL OBJECTIVE: Annually meet or exceed the national norm of 50th percentile in each subtest of the IOWA Test in grade 2.

DATA SOURCE(S): Fall IOWA/CogAT report produced by Riverside Publishing

Reading	2014-15	2015-16	2016-17	2017-18
School Projected Performance	50 th percentile	50 th percentile	50 th percentile	50 th percentile
School Actual Performance	52 nd percentile	66 th percentile	60 th percentile	

Mathematics	2014-15	2015-16	2016-17	2017-18
School Projected Performance	50 th percentile	50 th percentile	50 th percentile	50 th percentile
School Actual Performance	41 st percentile	48 th percentile	50 th percentile	

Reading	2014-15	2015-16	2016-17	2017-18
District Projected Performance	50 th percentile	50 th percentile	50 th percentile	50 th percentile
District Actual Performance	60 th percentile	62 nd percentile	60 th percentile	

Mathematics	2014-15	2015-16	2016-17	2017-18
District Projected Performance	50 th percentile	50 th percentile	50 th percentile	50 th percentile
District Actual Performance	52 nd percentile	51 st percentile	48 th percentile	

STRATEGY Activity	<u>Timeline</u>	<u>Person Responsible</u>	<u>Estimated Cost</u>	<u>Funding Sources</u>	<u>Indicators of Implementation</u>
<p>Teachers will develop a grade level goal and accompanying strategies that directly support:</p> <p>Increasing the percent of students meeting grade expectation for SC Ready AND SCPASS.</p>	Fall 2014 to Spring 2018	Classroom Teachers 2-5	No Cost	Instructional Materials Funds Local Funds	<p>Goals and strategies will be submitted to administration.</p> <p>Implementation will be monitored through team planning minutes, lesson plans, and classroom observation.</p> <p>Parent-Teacher Conferences</p>
<p>Vertical teams will meet monthly to analyze site-based data, identify research-based best practices that support student learning, and plan professional development.</p>	Fall 2014 to Spring 2018	Vertical Team Members	No Cost	N/A	<p>Team agendas and minutes will be on file. Agendas for professional development activities will be kept.</p>
<p>An early intervention plan for students who have low (rarely) ratings on reading benchmarks will be implemented.</p>	Fall 2014 to Spring 2018	Kindergarten and First Grade Personnel	No Cost	No Cost	<p>Documentation of implementation (plans, student work, etc.) will be submitted to administration.</p>
<p>Teachers will implement the components (Mini-lesson, Guided Reading,</p>	Fall 2014 to Spring 2018	Classroom Teachers and Instructional	No Cost	No Cost	<p>Components of Balanced Literacy will be evidenced in</p>

Interactive Read-Aloud, Shared Reading) of Balanced Literacy daily during reading instruction.		Coach			lesson plans and through classroom observations.
Teachers will implement Every Day Counts Calendar Math into their daily lesson plans.	Fall 2014 to Spring 2018	Classroom Teachers and Instructional Coach	No Cost	No Cost	Every Day Counts Calendar Math will be evidenced in lesson plans and through classroom observations.
A math resource room will be supplied and utilized for hands-on math lessons.	Fall 2014 to Fall 2018	Classroom Teachers Instructional Coach	\$1000	After Care Profits	Classroom Manipulative will be purchased for teachers to use on a sign out basis.

Student Achievement Teacher/Administrator Quality School Climate Other Priority

GOAL AREA 2: Ensure quality personnel in all positions.

FIVE YEAR PERFORMANCE GOAL: 100% of Greenbrier teachers will participate in training in Standards Based and Student Centered instruction.

ANNUAL OBJECTIVE: Greenbrier will conduct a series of on-site professional development opportunities and training during and after school hours related to Standards Based and Student Centered instruction.

DATA SOURCE(S): Professional Development Records (PORTAL)

	Baseline 2011-12	Planning Year 2012-13	2013-14	2014-15	2015-16	2016-17	2017-18
Projected	x	x	100	100	100	100	100
Actual	100	100	100	100	100		

STRATEGY Activity	<u>Timeline</u>	<u>Person Responsible</u>	<u>Estimated Cost</u>	<u>Funding Sources</u>	<u>Indicators of Implementation</u>
The professional development timeline will be specifically designed to enhance the understanding and utilization of Standards Based Instruction.	Fall 2013 to Spring 2018	Instructional Coach /T&L Administration	TBD	TBD	Professional Development Timeline
The Instructional Coach and Administration will provide monthly training sessions (Grade Level Strategy Sessions) regarding Standards Based Instruction.	Fall 2013 to Spring 2018	Instructional Coach /Department of Academics Administration	TBD	TBD	Professional Development Log Professional Development Artifacts (Professional Development Notebook)
All teachers will implement strategies introduced at monthly Grade Level Strategy Sessions into classroom instruction.	Fall 2013 to Spring 2018	Classroom Teachers and Instructional Coach	No Cost	No Cost	Strategies will be evidenced in units, lesson plans, and through classroom observations.

STUDENT ATTENDANCE

Student Achievement Teacher/Administrator Quality School Climate Other Priority

GOAL AREA 3: Provide a school environment supportive of learning.

FIVE YEAR PERFORMANCE GOAL: Achieve an annual student attendance rate of 95%.

ANNUAL OBJECTIVE: Maintain an annual student attendance rate of 95% or higher.

DATA SOURCE(S): SDE School Report Card – School Profile page – Students section

	Baseline 2011-12	Planning Year 2012-13	2013-14	2014-15	2015-16	2016-17	2017-18
School Projected	X	X	95.0	95.0	95.0	95.0	95.0
School Actual	96.9	96.7	97.1	96.1	96.2		
District Projected	X	X	95.0	95.0	95.0	95.0	95.0
District Actual	95.9	95.6	95.0	95.6	95.7		

PARENT SATISFACTION – LEARNING ENV.

Student Achievement Teacher/Administrator Quality School Climate Other Priority

FIVE YEAR PERFORMANCE GOAL: Increase the percent of parents who are satisfied with the learning environment from 87.9% in 2012 to 90.4% by 2018.

ANNUAL OBJECTIVE: Beginning in 2013-14, increase by 0.5 percentage point(s) annually parents who are satisfied with the learning environment.

DATA SOURCE(S): SDE School Report Card Survey results – Parent Survey item #5

	Baseline 2011-12	Planning Year 2012-13	2013-14	2014-15	2015-16	2016-17	2017-18
School Projected	X	X	88.4	88.9	89.4	89.9	90.4
School Actual	89.9	88.6	90.7	78	91.2		
District Projected	X	X	89.0	89.5	90.0	90.5	91.0
District Actual	88.0*	88.1	88.1	89.8	90.1		

SDE has not yet provided GCS with the District's Parent Survey results for 2011-12. Info is from 2010-11.

STUDENT SATISFACTION – LEARNING ENV.

Student Achievement Teacher/Administrator Quality School Climate Other Priority

FIVE YEAR PERFORMANCE GOAL: Increase the percent of students who are satisfied with the learning environment from 80.9% in 2012 to 83.4% by 2018.

ANNUAL OBJECTIVE: Beginning in 2013-14, increase by 0.5 percentage point(s) annually students who are satisfied with the learning environment.

DATA SOURCE(S): SDE School Report Card Survey results – Student Survey item #18

	Baseline 2011-12	Planning Year 2012-13	2013-14	2014-15	2015-16	2016-17	2017-18
School Projected	X	X	81.4	91.9	82.4	82.9	83.4
School Actual	80.9	83.8	83.2	88.1	86.9		
District Projected (ES, MS, and HS)	X	X	83.5	84.0	84.5	85.0	85.5
District Actual (ES and MS)	83.8	82.7	81.6	83.9 (ES, MS, & HS)	83.8 (ES, MS, & HS)		

TEACHER SATISFACTION – LEARNING ENV.

Student Achievement Teacher/Administrator Quality School Climate Other Priority

FIVE YEAR PERFORMANCE GOAL: Increase the percent of teachers who are satisfied with the learning environment from 82.2% in 2012 to 84.7% by 2018.

ANNUAL OBJECTIVE: Beginning in 2013-14, increase by 0.5 percentage point(s) annually teachers who are satisfied with the learning environment.

DATA SOURCE(S): SDE School Report Card Survey results – Teacher Survey item #27

	Baseline 2011-12	Planning Year 2012-13	2013-14	2014-15	2015-16	2016-17	2017-18
School Projected	X	X	82.7	83.2	83.7	84.2	84.7
School Actual	82.2	90.2	97.6	89.6	85.3		
District Projected	X	X	92.5	93.0	93.5	94.0	94.5
District Actual	98.0	92.6	93.5	93.3	91.7		

PARENT SATISFACTION – SAFETY

Student Achievement Teacher/Administrator Quality School Climate Other Priority

FIVE YEAR PERFORMANCE GOAL: Increase the percent of parents who indicate that their child feels safe at school from 93.1% in 2012 to 95.6% by 2018.

ANNUAL OBJECTIVE: Beginning in 2013-14, increase by 0.5 percentage point(s) annually parents who indicate that their child feels safe at school.

DATA SOURCE(S): SDE School Report Card Survey results – Parent Survey item #18

	Baseline 2011-12	Planning Year 2012-13	2013-14	2014-15	2015-16	2016-17	2017-18
School Projected	X	X	93.6	94.1	94.6	95.1	95.6
School Actual	93.1	95.8	95.8	97.9	93.8		
District Projected	X	X	93.9	94.3	94.7	95.1	95.5
District Actual	93.5*	92.8	93.1	91.7	91.7		

SDE has not yet provided GCS with the District's Parent Survey results for 2011-12. Info is from 2010-11.

STUDENT SATISFACTION – SAFETY

Student Achievement Teacher/Administrator Quality School Climate Other Priority

FIVE YEAR PERFORMANCE GOAL: Increase the percent of students who feel safe at school during the school day from 85.6% in 2012 to 88.1% by 2018.

ANNUAL OBJECTIVE: Beginning in 2013-14, increase by 0.5 percentage point(s) annually students who feel safe at school during the school day.

DATA SOURCE(S): SDE School Report Card Survey results – Student Survey item #30

	Baseline 2011-12	Planning Year 2012-13	2013-14	2014-15	2015-16	2016-17	2017-18
School Projected	X	X	86.1	86.6	87.1	87.6	88.1
School Actual	85.6	94.1	91.6	88.1	88.6		
District Projected	X	X	91.9	92.3	92.7	93.1	93.5
District Actual	90.9	90.2	89.2	91.3	91.1		

TEACHER SATISFACTION – SAFETY

Student Achievement
 Teacher/Administrator Quality
 School Climate
 Other Priority

FIVE YEAR PERFORMANCE GOAL: Maintain the percent of teachers who feel safe at school during the school day at 100%.

ANNUAL OBJECTIVE: Beginning in 2013-14, maintain annually the percentage of teachers who feel safe at school during the school day.

DATA SOURCE(S): SDE School Report Card Survey results – Teacher Survey item #39

	Baseline 2011-12	Planning Year 2012-13	2013-14	2014-15	2015-16	2016-17	2017-18
School Projected	X	X	100	100	100	100	100
School Actual	100	94.2	97.6	90.2	97.6		
District Projected	X	X	98.5	98.5	98.5	98.5	98.5
District Actual	98.9	98.3	98.2	98.3	98.4		

STRATEGY Activity	<u>Timeline</u>	<u>Person Responsible</u>	<u>Estimated Cost</u>	<u>Funding Sources</u>	<u>Indicators of Implementation</u>
The counselors will utilize various curricular resources to support the character education program: Begin 2011 school year with Kindness Circle.					
a. The counselors will use Character Education materials for whole group and small group lessons	Fall 2013 to Spring 2018	Guidance Counselor	No Cost	No Cost	Incentives received by the students
b. The counselors will employ student groups to reinforce character education.	Fall 2013 to Spring 2018	Guidance Counselor	No Cost	No Cost	Documentation of viewing times
c. The counselors will facilitate Parent Workshops to involve families.	Fall 2013 to Spring 2018	Guidance Counselor PTA	No Cost	No Cost	Agendas
Assemblies will be used to reinforce positive character traits and recognize exemplary students.	Fall 2013 to Spring 2018	Guidance Counselor	TBD	Partnerships, PTA funds, Local Funds, and Business Partners	Assemblies will be noted on the school calendar
A site-based Character Education Plan will continue to be implemented by the Kindness Committee.	Fall 2013 to Spring 2018	Guidance Counselor Team Members	No Cost	No Cost	Meeting Agendas Plan Timeline
Counselors will coordinate small groups, class guidance lessons, and	Fall 2013 to Spring 2018	Guidance Counselors	TBD	Partnerships, PTA funds, Local Funds,	Assemblies will be noted on the school calendar

school-wide assemblies that promote an anti-bullying school culture.				and Business Partners	
A school-wide safety plan will be implemented. Teachers will be trained in the implementation of the plan.	Fall 2013 to Spring 2018	Administration	No Cost	No Cost	Meeting Agendas Safety Plan

Link to 2015-2-16 School Report Card:

<http://ed.sc.gov/data/report-cards/state-report-cards/2016/view/?d=2301&s=101&t=E&y=2016>