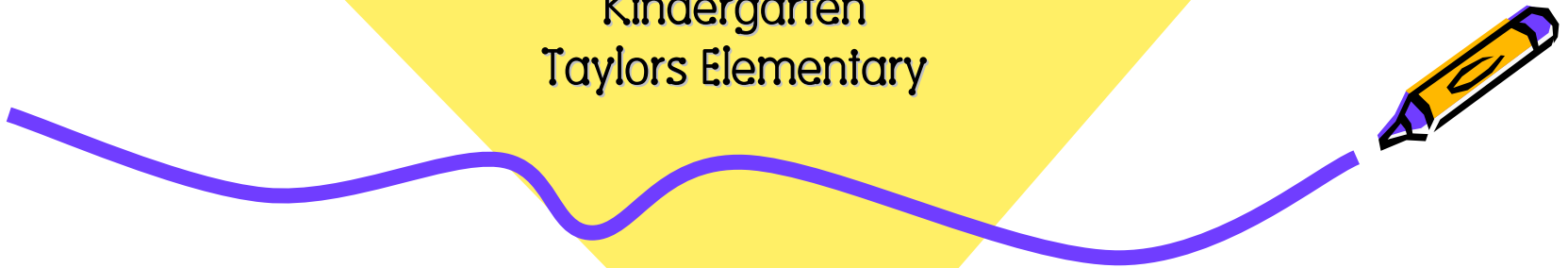




Quality Tools and Kindergarten

Candi Neil
Kindergarten
Taylors Elementary




Data Notebooks

- Each student has a data notebook that is used to track their own academic progress.
- Our kindergarten students keep track of their attendance, homework, as well as their own progress with identifying letters, sounds, and popcorn words.



Tracking Popcorn Words



© 2008 Teacher's Caboose, Inc. www.teacherscaboose.com



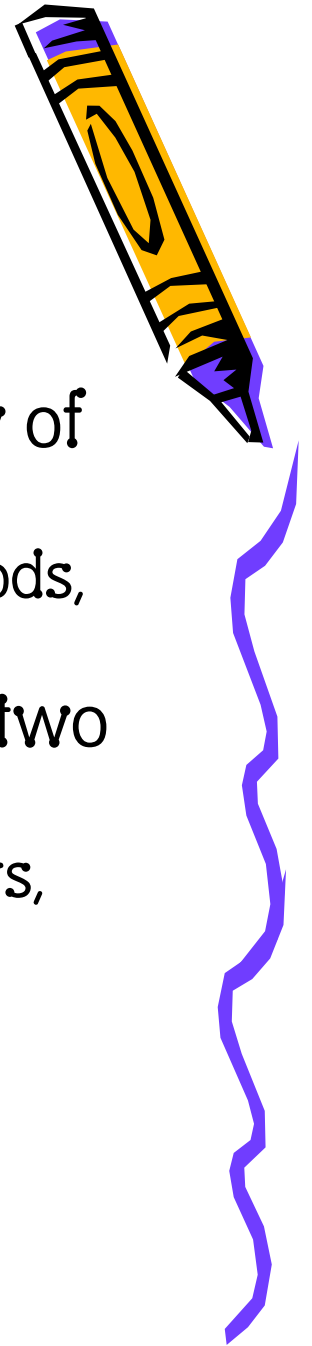
Name _____

Popping Progress

10			
9			
8			
7			
6			
5			
4			
3			
2			
1			
	November	February	May




Consensograms

- Are used to get student's opinion on a variety of topics.
 - Examples: Comparing favorite books, favorite foods, color of eyes, etc.
- Can be used to compare results when given two or more options.
 - Examples: Lunch choices, rewards, favorite centers, etc
 - *Is very easy to use and can be adapted easily!
 - *White House example



Consensogram

Can assist in classroom displays



Consensogram

Can assist in bulletin boards




Lotus Diagrams

- Are used to display examples of particular topics.
 - Examples: careers, food groups, center behaviors, holidays and traditions, character education traits, etc.
- *Work great for group projects and brainstorming!




Lotus Diagrams



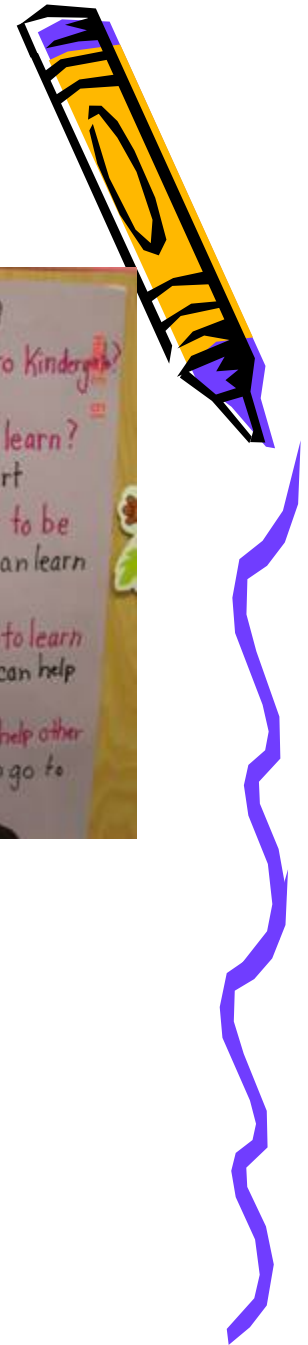

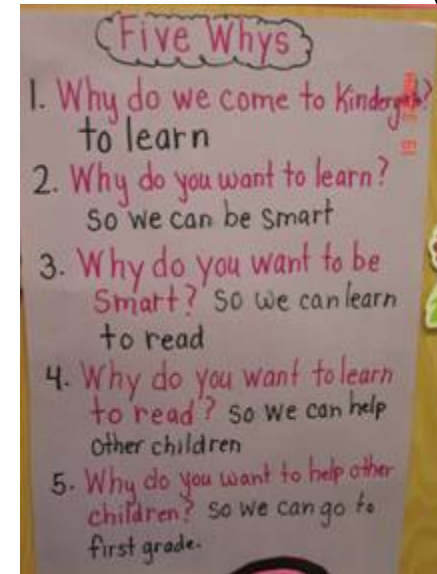
Lotus Diagrams and Displays

- I use lotus diagrams to help my students brainstorm. Then use them to create classroom and hallway displays!



5 Whys and Class Mission Statement

- Is used to help students develop an understanding of why we come to school.
- Is a great classroom community building exercise!





Affinity Diagrams



- Displays results of class polls.




- Can also display finding from "treasure hunts".



Pictorial Bar Graphs

- Favorite Graphs to create!
- Students love to help make them and teachers love to display them 😊
- Examples: Transportation graph, class pet, favorite apple, etc.




Multi-dot voting

- Similar to the consensogram.
- Use to display student choices, but is done similar to a bar graph.
- Example: “Hip Hip Hooray” graph and related arts flower.



Other Handy Tools!

Web, Plus/Delta, Parking Lot



"Talking"	
Plus +	Delta ▲
1. Talk when we are outside.	1. When we go to art, P.E, and music - no talking.
2. Answering a question from the teacher.	2. During lunch - no talking on red cup.
3. When we are playing in centers.	3. No talking while teacher is teaching.
To tell the nurse that someone is hurt.	4. Small groups.
	5. Walking in line in the hallway.

