

Your Path to the Student-Athlete Experience for High School Counselors



Eligibility Center

NCAA Eligibility Center
Expires September 1, 2011

NCAA Eligibility Center Responsibilities


The NCAA Eligibility Center is responsible for determining the eligibility of every college-bound student-athlete in NCAA Divisions I and II using the following two areas:

- Academic Certification.
 - Does the college-bound student-athlete meet the legislated minimum academic requirements?
- Amateurism Certification.
 - Has the college-bound student-athlete jeopardized his or her amateur status?



Academic Requirements

- Academic initial-eligibility requirements *are different* for each of the three divisions.
- It is possible for a college-bound student-athlete to be eligible in one division and not another.

A man in a blue shirt is standing next to a whiteboard, pointing at it with a red marker. The whiteboard contains the text "What are the initial-eligibility requirements?". The man is looking towards the camera. The background is a plain white wall. The text on the whiteboard is in a dark blue, sans-serif font.

What are the
initial-eligibility
requirements?

Academic Requirements

- ✓ Graduate from high school.
- ✓ Complete NCAA-approved courses.
- ✓ Earn a minimum required core-course grade-point average (GPA).
- ✓ Earn a required SAT or ACT sum score.

Core Course Requirements

Division I

16 Core Courses

- 4 years English.
- 3 years math (Algebra I or higher).
- 2 years natural/physical science (1 year of lab if offered by high school).
- 1 year additional English, math or natural/physical science.
- 2 years social science.
- 4 years additional courses (from any area above, foreign language or nondoctrinal religion/philosophy) .

Core Course Requirements

Division II

14 Core Courses

- 3 years English.
- 2 years math (Algebra I or higher).
- 2 years natural/physical science (1 year of lab if offered by high school).
- **2 years** additional English, math or natural/physical science.
- 2 years social science.
- **3 years** additional courses (from any area above, foreign language or nondoctrinal religion/philosophy).

Division II moves to 16 core courses for student-athletes enrolling in fall 2013 and after.

Core-Course GPA and Test Scores

Division I

- Earn a combined SAT or ACT sum score that matches the corresponding core-course GPA and test-score sliding scale.
 - For example, a 2.400 core-course GPA needs an 860 combined SAT score.

Division II

- Earn a 2.000 GPA or better in core courses.
- Earn a combined SAT score of 820 or an ACT sum score of 68.

Division I Sliding Scale

Core GPA	SAT Verbal and Math ONLY	ACT
3.250	520	46
3.225	530	46
3.200	540	47
3.175	550	47
3.150	560	48
3.125	570	49
3.100	580	49
3.075	590	50
3.050	600	50
3.025	610	51
3.000	620	52
2.975	630	52
2.950	640	53
2.925	650	53
2.900	660	54
2.875	670	55
2.850	680	56
2.825	690	56
2.800	700	57
2.775	710	58
2.750	720	59
2.725	730	59

Core GPA	SAT Verbal and Math ONLY	ACT
2.700	730	60
2.675	740-750	61
2.650	760	62
2.625	770	63
2.600	780	64
2.575	790	65
2.550	800	66
2.525	810	67
2.500	820	68
2.475	830	69
2.450	840-850	70
2.425	860	70
2.400	860	71
2.375	870	72
2.350	880	73
2.325	890	74
2.300	900	75
2.275	910	76
2.250	920	77

Division III Academic Requirements

- Unlike Divisions I and II, there is no uniform set of eligibility requirements for Division III schools.
- Eligibility for admission, financial aid, practice and competition is determined by the college or university.

New Legislation

- **Nontraditional coursework.**
 - How courses taken outside the traditional classroom are being evaluated for Division I certification.
- **Early academic certification for Divisions I and II.**
 - Final certification to academically qualified students following six semesters of coursework.
- **Core-course time limitation for Division I.**
 - Students must complete required coursework in eight semesters from the beginning of grade nine.

Nontraditional Courses

The rules regarding software-based credit recovery, virtual, online, independent study and correspondence courses have changed.

- The rule applies to courses completed on or after August 1, 2010, for students first entering a Division I college or university on or after August 1, 2010. Nontraditional courses completed prior to August 1, 2010, will be reviewed under current NCAA standards.
- All courses need to be rigorous and four-year college preparatory in nature. Students should be encouraged to take courses that are quantitatively and qualitatively the same as courses offered through traditional means, and to take courses that will prepare them for the academic rigors they will face at a four-year college or university.

Nontraditional Courses

- These courses need to be comparable in length, content and rigor to courses taught in a traditional classroom setting. Students may not skip lessons or test out of modules. The course must be four-year college preparatory.
- All courses must include ongoing access between the instructor and student, as well as regular interaction for purposes of teaching, evaluating and providing assistance. This may include, for example, exchanging of e-mails between the student and teacher, feedback on assignments, and the opportunity for the teacher to engage the student in individual instruction.
- Any course taken must have a defined time period for completion. For example, it should be clear whether the course is meant to be taken for an entire semester or during a more condensed time frame, such as six weeks, etc.
- Nontraditional courses should be clearly identified as such on the high school transcript.

Early Academic Certification

Students who meet the following criteria after six semesters will be certified as qualifiers:

- Minimum SAT (math and critical reading) of 1000 or minimum sum score of 85 on the ACT;
- **For Division I:** Core-course GPA of 3.000 or higher in a minimum of 13 core courses:
 - 3 English;
 - 2 math;
 - 2 science; and
 - 6 additional core courses.
- **For Division II:** Core-course GPA of 3.000 or higher in a minimum of 12 core courses:
 - 3 English;
 - 2 math;
 - 2 science; and
 - 5 additional core courses.



Core-Course Time Limitation

Division I

- From the time you enter the ninth grade, you have four (4) years or eight (8) semesters to complete your core-course requirement. If you fail to complete high school "on time" in eight semesters, core courses taken after the eighth semester will not be counted toward your NCAA academic-eligibility requirements.
- "On time" also means that if your high school graduation takes place June 1, you must graduate June 1. If you do not graduate June 1 with the rest of your high school class, you have not completed your requirements "on time."

Division II

- You are permitted to use all core courses completed from ninth grade until the time you enroll full-time at a college or university.





Eligibility Center

Amateurism

Amateurism

- The NCAA Eligibility Center encourages student-athletes to update their sports participation information often, especially if they participate in events outside of the normal high school season.
- Have your student-athletes meet with you often, to make sure that they are protecting their amateurism and are also meeting their core-course requirements.
- Stay college eligible – always ask before you act!



Always Ask Before You Act!

Amateurism Red Flags

Ask questions before:

- 🚩 Signing a contract with a professional team.
- 🚩 Receiving money for participating in athletics.
- 🚩 Receiving prize money above actual and necessary expenses.
- 🚩 Playing with professional athletes.
- 🚩 Trying out, practicing or competing with a professional team.
- 🚩 Receiving benefits from an agent or prospective agent.
- 🚩 Agreeing to be represented by an agent.
- 🚩 Participating in organized competition after your first opportunity to enroll in college.



Eligibility Center

Role of the High School

Role of the High School

- Make sure your school's list of NCAA courses is accurate and up to date.
- Encourage your college-bound student-athletes to complete the registration process, at www.eligibilitycenter.org, at the beginning of their junior year.
- Send official transcripts at the end of the college-bound student-athlete's sixth semester (junior year) and eighth semester (graduation from high school).
- Submit fee waivers online for student registration when applicable.

Ways That Counselors and Coaches Can Help

- Know the initial-eligibility requirements.
- Use NCAA Eligibility Center informational resources to map out the academic track.
- Know how to calculate a student's core-course GPA.
- Know that special considerations are given to students with documented education-impacting disabilities.

Ways That Counselors and Coaches Can Help

- Help students identify colleges that fit their criteria (e.g., academics, size, distance from home, location).
 - Apply the “broken-leg test” by asking if the student would be happy if athletics could not be factored into the equation.
- Emphasize the importance of academic performance at every step of the college-bound student-athlete’s high school career – grade nine counts!!!
- Call with any questions! **877/622-2321**
(877/NCAA-EC1)

Definition of a Core Course

- A course that qualifies for high school graduation in one or more of the following: English, mathematics, natural or physical science, social science, foreign language or nondoctrinal religion or philosophy;
- Is considered four-year college preparatory;
- Is taught at or above the high school's regular academic level;
- For mathematics courses, is at the level of Algebra I or a higher level mathematics course; and
- Is taught by a qualified instructor as defined by the appropriate academic authority.

Obtaining Your School's List of NCAA Courses

- To obtain your school's list:
 - Log on to www.eligibilitycenter.org.
 - Select the link for high school administrators to enter.
 - Select "List of NCAA Courses."
 - Follow prompts to select school by name or your six-digit College Board (CEEB) code.



Updating Your School's List of NCAA Courses

- To update your list:
 - Go to the Eligibility Center's Web site at eligibilitycenter.org.
 - Select the link for high school administrators to enter in the middle of the screen.
 - Select the link to log in as either a high school or district.
 - To log in, use your six-digit College Board (CEEB) code and self-selected five-digit PIN. If you have forgotten your school's PIN, the login page will instruct you on how to establish a new PIN.
 - After logging in, click on "Submit Core-Course Modifications" and follow the prompts.

www.eligibilitycenter.org



WELCOME!



**NCAA COLLEGE-BOUND
STUDENT-ATHLETES**

ENTER HERE

HIGH SCHOOL ADMINISTRATORS

ENTER HERE

Click here to
enter the high
school portal.



High School Portal



Welcome to the NCAA Eligibility Center

Click here.

Thank you for working with us to help ensure your student-athletes are prepared for the rigors they will face in college. You play an integral role in the initial-eligibility certification process for your college-bound student-athletes, which means the relationship between your high school and the Eligibility Center is very important.

We recognize that your time is valuable, and appreciate your willingness to help. This is important because the initial-eligibility certification process is most successful when responsibility is shared among students, families, high schools, colleges/universities and the Eligibility Center.

Once you have logged in to the system, you will be able to do the following:

- Submit core course changes (new titles, old titles, title changes) for your school;
- Update your school's Eligibility Center contact information;
- Run reports on students from your high school who have registered with the Eligibility Center;
- Submit fee waiver verification for eligible students.

Please [Click here](#) to login as a High School.

Please [Click here](#) to login as a District.

Please [Click here](#) to subscribe to the Eligibility Center Newsletter

Or click here.



High School Portal Login



High School login:

I have a PIN and need to log in.

For high schools, please enter your 6-digit CEEB/ACT code and your 5-digit Personal Identification Number (PIN) below.

District contacts:

If your district has a unified list of NCAA courses, please return to the home page and log in as a district. If you don't know whether your district has a unified list, please call the Eligibility Center at 877/622-2321.

CEEB/ACT Code:

PIN:

First Name:

Last Name:

Log in here.

I verify that I am the individual named above and I am authorized to view/submit information to the Eligibility Center on behalf of my high school.

Login

I have forgotten my high school's PIN and need a new one.

If you need to replace your high school's PIN, please follow the required steps.

Please submit your request in writing on school letterhead. Please provide in the request:

- A **five-digit numeric only** PIN selection (no letters or special characters). (Example: Correct: 58501. Incorrect: 58dog.) Select a PIN that is easy to remember and can be kept secure. The NCAA Eligibility Center will not create a PIN for you; you create your own.
- High school 6-digit CEEB/ACT code.
- Titles and signatures of at least one of the following along with your primary Eligibility Center contact:
 - Principal
 - Assistant Principal
 - Head Guidance Counselor
 - Registrar
- The primary e-mail address for communication (e.g., course decisions, high school newsletter updates) with the Eligibility Center.
- The main or guidance office phone and fax lines.

If your request lacks one of the requirements above, the Eligibility Center will not be able to act on your PIN request.

Follow these instructions if you have forgotten or lost your PIN.



Resource Page



How and When to Update Your List

- ▶ How to Update Your List
- ▶ When to Update Your List
- ▶ Changing Course Titles
- ▶ Removing Courses No Longer Taught
- ▶ Portal Instructions with Screen Shots

Core-Course Information

- ▶ What is a Core Course?
- ▶ What is NOT a Core Course?
- ▶ Check on the Status of a Course
- ▶ Credit Recovery
- ▶ Courses Taken in the Eighth Grade
- ▶ College Courses/Dual Enrollment
- ▶ English as a Second Language
- ▶ Extended Sequence Courses
- ▶ Duplicate Courses
- ▶ Deadline for Taking Courses
- ▶ Credit by Examination
- ▶ When Courses are Audited

Transcript Information

- ▶ Where to Send Transcripts
- ▶ E-Transcripts
- ▶ Multiple High School Transcripts
- ▶ Check on the Receipt of a Transcript
- ▶ Transcript Release Form

Online, Virtual, Nontraditional Courses

- ▶ General Guidelines and Tips
- ▶ Credit Recovery/Retrieval
- ▶ Important New Changes for Division I
- ▶ Courses Taken at a Brick and Mortar School
- ▶ Courses Taken Online

Grading Scales and GPA Information

- ▶ Calculation of the Core GPA
- ▶ Alpha Grading Scales
- ▶ Numeric Grading Scales
- ▶ Weighted Grades
- ▶ Pass/Fail Grades
- ▶ Updating Your Grading Information

ACT and SAT Information

- ▶ Reporting Test Scores
- ▶ Minimum Test Requirements
- ▶ Multiple Test Scores
- ▶ Deadline for Taking SAT/ACT
- ▶ Check on Receipt of a Student's Score

Student Registration and Student Information

- ▶ When Should Students Register?
- ▶ Look Up Registered Students
- ▶ How to Check on Transcript/Test Score Receipt
- ▶ Eligibility Process for Students
- ▶ How Students Are Prioritized
- ▶ Correcting Errors in Student Information
- ▶ Students with Education-Impacting Disabilities
- ▶ Home School

Eligibility Rules

- ▶ General Rules

Athletics Information

- ▶ Recruiting
- ▶ Financial Aid
- ▶ National Letter of Intent
- ▶ Which Colleges Sponsor Which Sports
- ▶ Probability of Playing Past High School

Contact Information

- ▶ General Contact Information

Other Links

- ▶ Guide for the College-Bound Student-Athlete
- ▶ Quick Reference Sheet for Eligibility Rules
- ▶ Transcript Release Form
- ▶ Guide to International Academic Standards for Athletics Eligibility
- ▶ Portal Instructions
- ▶ High School Newsletter Archive





Eligibility Center

Helpful Steps for Your College-Bound Student-Athletes




Freshmen and Sophomores Must:

- Start planning now!
- Work hard to get the best grades possible.
- Take classes that match your high school's list of NCAA courses. The NCAA Eligibility Center will only use approved courses to certify your initial eligibility.
- Access and print your high school's list of NCAA courses at www.eligibilitycenter.org by clicking "Resources" at the top of the screen.
- If you fall behind, use summer school sessions before graduation to catch up.


Juniors Must:

- At the beginning of your junior year, log on to the NCAA Eligibility Center website at www.eligibilitycenter.org and register.
- Register to take the ACT, SAT or both and use the NCAA Eligibility Center code “**9999**” as a score recipient.
- Double check to make sure that you are taking courses that match your high school’s list of NCAA courses.
- Request that your high school counselor send an official transcript to the NCAA Eligibility Center after completing your junior year. (*The NCAA Eligibility Center does NOT accept faxed transcripts.*)
- Prior to registration for your senior year, check with your counselor and the NCAA Eligibility Center to determine the number of core courses that need to be completed your senior year.



Taking the ACT and/or SAT

- Be sure to enter the “9999” code when registering for the ACT or SAT.
 - This requests for official test scores to be sent directly to the NCAA Eligibility Center.
- Test scores on high school transcripts will not be used.



Student-Athletes' Best Scores Will Be Used in Certification

Test Score

	<u>Math</u>	<u>Verbal</u>	<u>Total</u>
SAT (10/09)	350	470	820
<u>SAT (12/09)</u>	<u>420</u>	440	<u>860</u>
Scores Used	420	470	890

Seniors Must:

Take the ACT or SAT as many times as necessary.

Continue to take college-preparatory courses.

Check your list of NCAA courses.

Graduate on time (eight semesters). Use summer courses if necessary.



Multiple High Schools: Official transcripts from all high schools attended must be submitted to the NCAA Eligibility Center.





Eligibility Center

College-Bound Student-Athlete Registration

Registering with the NCAA Eligibility Center

At the beginning of the student-athlete's junior year:

- Go to www.eligibilitycenter.org.
- Select the link for college-bound student-athletes.
- Then click the “New Account” button at the top right of the screen or the cell phone on the left side of the screen.
- Complete the registration.



NCAA Eligibility Center Registration



Welcome About the NCAA Divisions Sports For Parents For High Schools Resources

LOGIN NEW ACCOUNT
Username
Password
GO



Welcome to the NCAA Eligibility Center.
Your student-athlete experience begins here.
At this site, you'll find the tools and information you need to begin your college experience.
Explore this site to learn more about the NCAA, its athletics divisions, its sports and other information.
Click on the phone or use the login box in the top right corner to complete your registration for eligibility.

Click here to create or log onto your account.

Checklist:

- Create account
- Complete registration



NCAA Eligibility Center Registration



Tell Us About You and Your Sports

In this section, we will ask about the teams you have been a part of, and events you have participated in.

Remember, you have confirmed that you read and understood NCAA Bylaw 10.1 about ethical conduct. So be honest and provide complete and accurate information.

First, select the sport you plan to participate in at the Division I or II level.

If you plan to participate in more than one sport, that's great. You will tell us about your participation in each sport separately. For now, get started by selecting your first sport.

Select a sport from the list below: *

- Practice Player (for a Women's Sport)
- Baseball
- Football
- Men's Basketball
- Men's Cross Country

NCAA Eligibility Center Registration


The screenshot shows the 'My Planner' interface on the NCAA Eligibility Center website. The background is a chalkboard with the title 'My Planner' written in white chalk. On the left side of the chalkboard, there are some mathematical equations: $x/5 = 10$, $5(x/5) = 10 \times 5$, and $x = 50$. On the right side, there are some symbols: 0×0 and $+$.

In the top left corner, there is the NCAA Eligibility Center logo. Below the logo, there is a vertical navigation menu with the word 'REGISTERED' written vertically. The main content area consists of several horizontal buttons:

- ABOUT ME** (blue button)
- MY COURSEWORK** (blue button)
- MY SPORTS** (blue button with a green plus sign icon)
- MY TASK LIST (2 open tasks)** (red button)
- MY TRANSCRIPTS** (red button)
- MY TEST SCORES** (red button)

Resources

- Eligibilitycenter.org for college-bound student-athletes to complete their registration and check their status with the NCAA Eligibility Center. Also to download and print a copy of the 2010-11 Guide for the College-Bound Student-Athlete.
- NCAA.org – Under “Student-Athlete Experience” section, click on “How to Become a Student-Athlete” and then click on either the Division I or II Toolkit link.
- Act.org. (ACT)
- Collegeboard.com. (SAT)
- National-letter.org. (National Letter of Intent)



Questions?

The NCAA Eligibility Center has created a phone line exclusively for high schools. Please contact the NCAA Eligibility Center with your questions at 877/622-2321.





Eligibility Center