

Energy Management Program



Greenville County Schools

News and Updates



- Ryan Tonnsen
- Energy Committee
- Awards
 - Duke Energy Power Partner
 - “Lead By Example” Energy Leadership Award
 - Highlighted in the energy report, “Powering Up America: The Revolution Began Yesterday”
- Global Energy Progress Report
 - 2007-2008 (Base year): \$16,071,000
 - 2013-2014: \$13,353,000
 - Savings: \$2,718,000
- Incentive Program
 - Winners
 - Changes
 - Progress Report



News and Updates



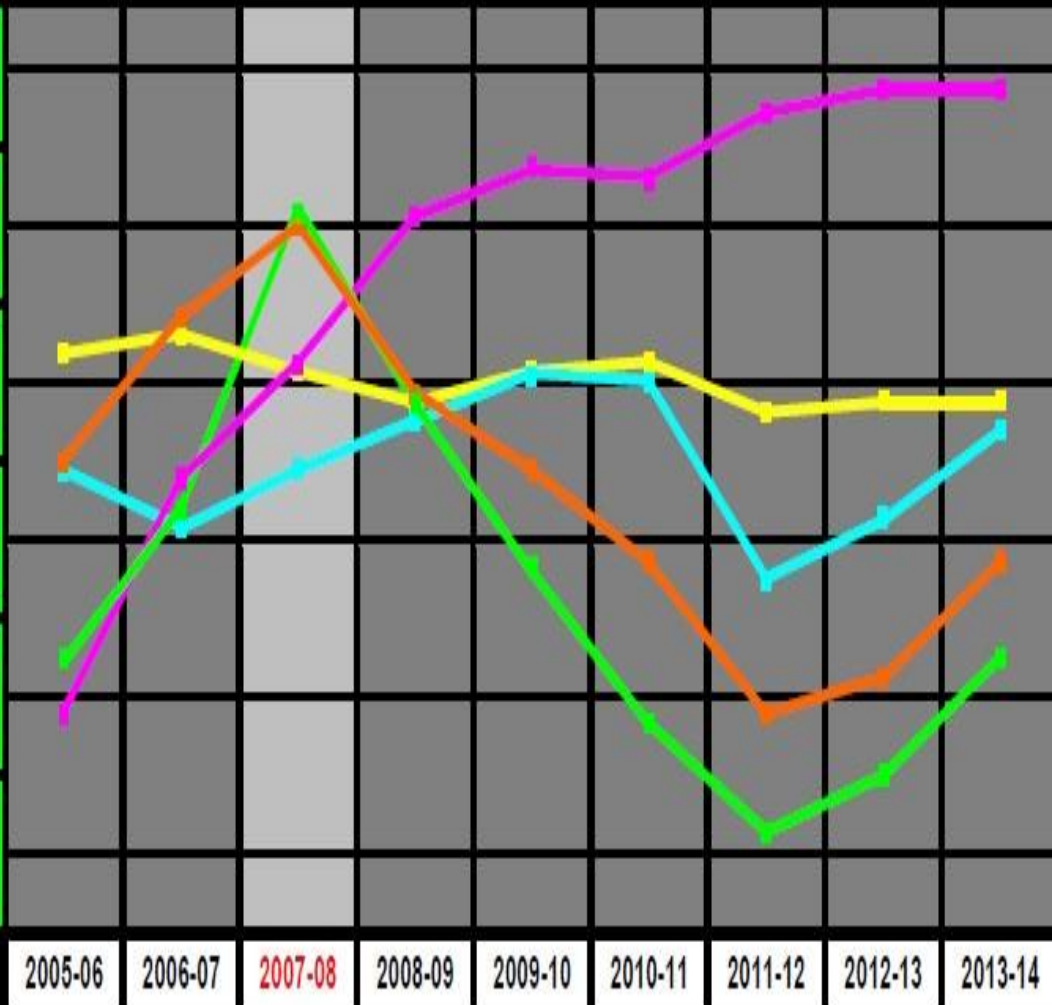
- Ryan Tonnsen
- Energy Committee
- Awards
 - Duke Energy Power Partner
 - “Lead By Example” Energy Leadership Award
 - Highlighted in the energy report, “Powering Up America: The Revolution Began Yesterday”
- Global Energy Progress Report
 - 2007-2008 (Base year): \$16,071,000
 - 2013-2014: \$13,353,000
 - Savings: \$2,718,000
- Incentive Program
 - Winners
 - Changes
 - Progress Report



News and Updates



Fuel Unit Cost	Weather (HDD & CDD)	Total Square Footage	Electric and Natural Gas Usage (kwh)	Electric and Natural Gas Cost
25.00	6000	12,000,000	300,000,000	\$17,000,000
20.00	5500	11,750,000	250,000,000	\$16,000,000
15.00	5000	11,500,000	225,000,000	\$15,000,000
10.00	4500	11,250,000	200,000,000	\$14,000,000
5.00	4000	11,125,000	175,000,000	\$13,000,000
0.00	3500	11,000,000	150,000,000	\$12,000,000



Base Year

News and Updates



- Ryan Tonnsen
- Energy Committee
- Awards
 - Duke Energy Power Partner
 - “Lead By Example” Energy Leadership Award
 - Highlighted in the energy report, “Powering Up America: The Revolution Began Yesterday”
- Global Energy Progress Report
 - 2007-2008 (Base year): \$16,071,000
 - 2013-2014: \$13,353,000
 - Savings: \$2,718,000
- Incentive Program
 - Winners
 - Changes
 - Progress Report

2013-2014 Incentive Program Winners

Time Period	High	Middle	Elementary	Center
-------------	------	--------	------------	--------

Yearly Award Winners

YEAR	Carolina High	Greenville Middle	Ellen Woodside Elementary	Donaldson Career
------	---------------	-------------------	---------------------------	------------------

Quarterly Award Winners

1 st Nine Weeks	Greer High	Berea Middle	Slater-Marietta Elementary	Overbrook CDC
2nd Nine Weeks	Carolina High	Blue Ridge Middle	Plain Elementary	Greenville CDC
3 rd Nine Weeks	Greenville High	Mauldin Middle	Ellen Woodside Elementary	Donaldson Career
4 th Nine Weeks	Carolina High	Greenville Middle	Ellen Woodside Elementary	Donaldson Career

Monthly Award Winners

September	Blue Ridge High	Berea Middle	Slater-Marietta Elementary	Overbrook CDC
October	Greer High	Berea Middle	Brook Glenn Elementary	Overbrook CDC
November	Carolina High	Blue Ridge Middle	Plain Elementary	Golden Strip CDC
January	J.L. Mann High	Greer Middle	Buena Vista Elementary	Greenville CDC
February	Greenville High	Mauldin Middle	Ellen Woodside Elementary	Greenville CDC
March	Carolina High	Mauldin Middle	Ellen Woodside Elementary	Donaldson Career
April	Carolina High	Greenville Middle	Augusta Circle Elementary	Donaldson Career
May	Carolina High	Blue Ridge Middle	Ellen Woodside Elementary	Sullivan Center

News and Updates

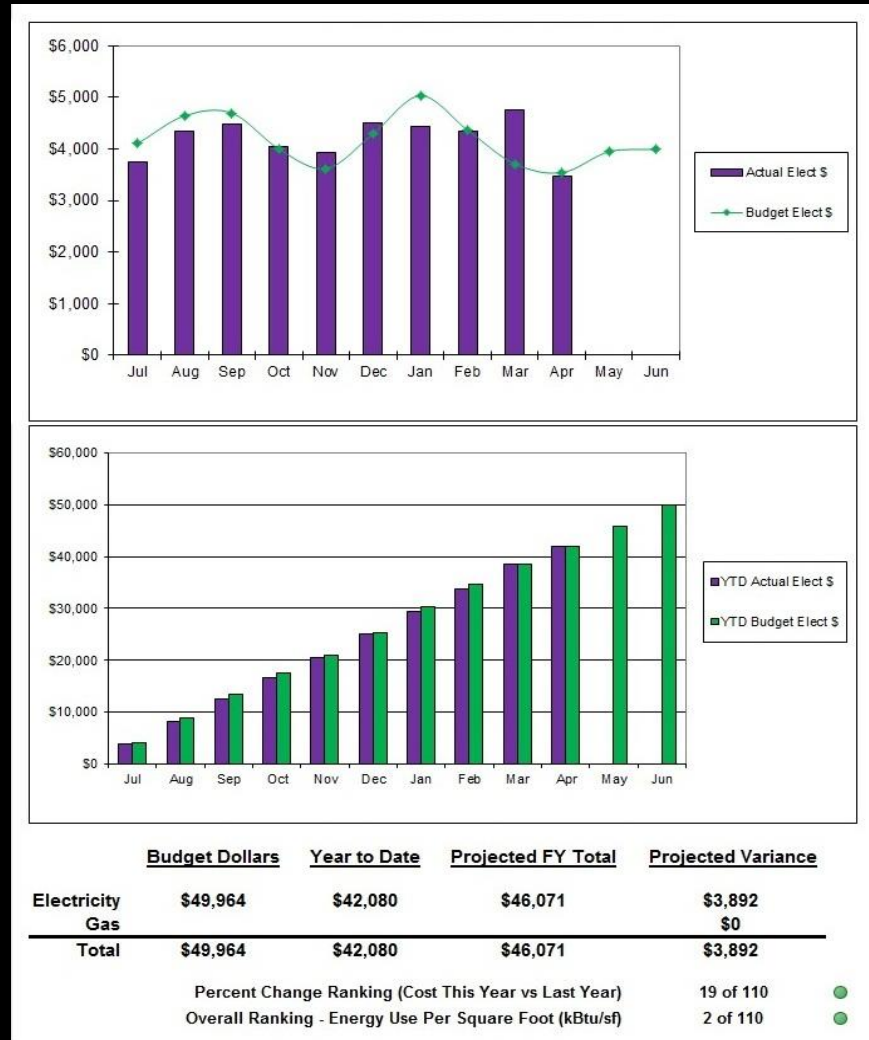


Facility	sf	To Date Goal \$	To Date Spent \$	Goal Budget \$	Projected Year End Spent \$	Projected Year End vs Budget \$	Cost Per SF	Projected kBtu Per SF	Projected kBtu/sf Rank	Facility Type	Projected Site kBtu	% Change vs Last Year	% Change Rank
J. Harley Bonds CC 218	173,271	\$130,564	\$140,090	\$140,244	\$149,770	(\$9,526)	\$0.86	34.92	4	Career	6,050,394.04	7%	100
Donaldson CC 128	69,419	\$56,848	\$53,421	\$61,203	\$57,776	\$3,427	\$0.83	42.30	19	Career	2,936,694.58	1%	56
Golden Strip CC 190	77,018	\$62,119	\$92,116	\$67,082	\$97,079	(\$29,997)	\$1.26	\$1.99	56	Career	4,004,041.99	10%	102
Enoree CC 172	61,570	\$69,441	\$77,742	\$75,425	\$83,726	(\$8,301)	\$1.36	72.47	105	Career	4,462,124.37	-4%	26
Overbrook CDC 300	21,481	\$24,544	\$21,068	\$26,650	\$23,173	\$3,476	\$1.08	39.20	9	Center	842,160.54	-3%	35
Greenview CDC 202	46,000	\$41,422	\$41,605	\$44,385	\$44,568	(\$183)	\$0.97	40.96	14	Center	1,883,978.86	-1%	47
Riley CDC 462	23,285	\$18,804	\$21,443	\$20,300	\$22,939	(\$2,639)	\$0.99	44.72	25	Center	1,041,310.40	0%	51
Paul L. Dunbar CDC 464	27,955	\$30,859	\$34,476	\$33,165	\$36,782	(\$3,617)	\$1.32	45.80	33	Center	1,280,252.82	5%	89
Northwest Crescent CDC 058	24,861	\$24,534	\$29,843	\$26,579	\$31,888	(\$5,309)	\$1.28	54.62	71	Center	1,357,790.82	11%	105
Washington Center 501	62,596	\$71,406	\$66,375	\$77,667	\$72,636	\$5,031	\$1.16	59.22	84	Center	3,706,812.17	-14%	5
Golden Strip CDC 822	24,151	\$28,528	\$30,139	\$30,725	\$32,337	(\$1,612)	\$1.34	63.99	95	Center	1,545,438.64	-9%	12
Sullivan Center 435	52,394	\$45,972	\$42,080	\$49,964	\$46,071	\$3,892	\$0.88	27.30	2	Elementary	1,430,496.70	-5%	19
Monarch ES 402	110,850	\$79,793	\$95,196	\$86,069	\$101,472	(\$15,402)	\$0.92	32.51	3	Elementary	3,603,674.07	1%	57
Simpsonville ES 292	101,826	\$78,367	\$77,988	\$84,283	\$83,905	\$378	\$0.82	37.60	6	Elementary	3,829,005.77	-2%	37
Bethel ES 276	91,589	\$90,504	\$91,933	\$97,232	\$98,661	(\$1,429)	\$1.08	38.49	8	Elementary	3,525,445.97	-13%	8
Mountain View ES 296	98,530	\$81,639	\$75,390	\$88,139	\$81,890	\$6,249	\$0.83	39.45	11	Elementary	3,886,677.31	8%	101
Fork Shoals ES 181	95,340	\$79,836	\$87,233	\$85,561	\$92,957	(\$7,397)	\$0.98	39.62	12	Elementary	3,776,929.97	3%	71
Skyland ES 401	90,570	\$76,077	\$79,751	\$83,162	\$86,835	(\$3,674)	\$0.96	40.11	13	Elementary	3,632,315.82	1%	60
Robert E. Cashion ES 151	97,695	\$68,024	\$74,828	\$73,875	\$80,679	(\$6,804)	\$0.83	41.36	16	Elementary	4,040,884.65	5%	85
Welcome ES 475	93,050	\$74,705	\$80,841	\$80,989	\$87,126	(\$6,136)	\$0.94	41.50	17	Elementary	3,861,710.09	1%	63
Chandler Creek ES 121	123,376	\$105,151	\$126,022	\$114,923	\$135,795	(\$20,871)	\$1.10	42.19	18	Elementary	5,205,678.49	6%	91
Stone Academy ES 425	89,317	\$71,138	\$75,762	\$78,666	\$83,289	(\$4,624)	\$0.93	42.52	21	Elementary	3,797,991.51	5%	90
Heritage ES 135	85,310	\$110,837	\$76,989	\$118,255	\$84,407	\$33,848	\$0.99	43.95	23	Elementary	3,749,390.92	-2%	43
Tigenville ES 456	64,660	\$56,123	\$55,618	\$60,441	\$59,935	\$506	\$0.93	44.61	24	Elementary	2,884,359.55	4%	80
Berea ES 061	85,429	\$77,924	\$85,274	\$85,726	\$93,076	(\$7,350)	\$1.09	44.95	27	Elementary	3,839,869.33	5%	87
Pelham Road ES 336	98,200	\$76,672	\$79,166	\$82,652	\$85,146	(\$2,494)	\$0.87	45.24	28	Elementary	4,442,332.92	-1%	44
Taylor ES 449	99,583	\$74,705	\$78,789	\$81,079	\$85,163	(\$4,084)	\$0.86	45.25	29	Elementary	4,505,813.53	4%	82
AJ Whittenburg ES 478	89,490	\$85,403	\$84,283	\$91,493	\$90,372	\$1,120	\$1.01	45.39	30	Elementary	4,062,036.04	-5%	20
Sterling School 054	132,430	\$134,349	\$134,787	\$145,819	\$146,257	(\$438)	\$1.10	46.02	35	Elementary	6,094,044.00	2%	67
Alexander ES 012	71,474	\$60,405	\$65,952	\$65,669	\$71,216	(\$5,547)	\$1.00	46.54	36	Elementary	3,326,469.81	0%	48
Monaview ES 286	92,519	\$76,808	\$82,104	\$83,885	\$89,181	(\$5,295)	\$0.96	47.71	38	Elementary	4,413,721.50	3%	73
Bells Crossing ES 396	117,232	\$113,123	\$109,123	\$122,073	\$118,072	\$4,000	\$1.01	47.90	40	Elementary	5,615,317.98	0%	55
Sue Cleveland ES 431	88,268	\$75,175	\$81,673	\$81,619	\$88,118	(\$6,499)	\$1.00	47.97	41	Elementary	4,234,033.49	2%	65
Woodland ES 506	115,349	\$121,333	\$134,554	\$131,473	\$144,694	(\$13,221)	\$1.25	48.55	44	Elementary	5,600,541.84	6%	92
Crestview ES 115	83,370	\$128,791	\$117,569	\$138,373	\$127,151	\$11,222	\$1.53	48.83	45	Elementary	4,071,369.76	12%	108
Greenbrier ES 200	110,988	\$88,444	\$96,059	\$96,776	\$104,391	(\$7,615)	\$0.94	49.08	46	Elementary	5,447,358.05	3%	72
Blythe Academy ES 086	117,000	\$101,862	\$110,189	\$111,495	\$119,821	(\$8,326)	\$1.02	49.99	50	Elementary	5,849,219.46	-3%	29
Brushy Creek ES 096	97,300	\$79,960	\$91,310	\$86,445	\$97,795	(\$11,350)	\$1.01	50.11	51	Elementary	4,875,986.69	4%	81
Fountain Inn ES 186	112,712	\$88,191	\$116,844	\$97,229	\$125,882	(\$28,653)	\$1.12	50.96	53	Elementary	5,743,466.27	-1%	45
Rudolph Gordon ES 020	95,377	\$85,376	\$93,874	\$92,645	\$101,144	(\$8,498)	\$1.06	51.85	55	Elementary	4,945,345.25	-11%	10
Oakview ES 365	120,465	\$156,840	\$156,874	\$170,679	\$170,713	(\$34)	\$1.42	52.69	60	Elementary	6,347,188.88	-5%	16
Summit Drive ES 441	69,054	\$68,625	\$70,315	\$74,273	\$75,963	(\$1,690)	\$1.10	53.14	61	Elementary	3,669,678.80	4%	79
East North Street ES 156	106,977	\$96,721	\$107,252	\$104,829	\$115,360	(\$10,531)	\$1.08	53.15	62	Elementary	5,685,943.38	-4%	28
Bryson ES 068	107,491	\$117,192	\$110,786	\$127,109	\$120,704	\$6,405	\$1.12	53.70	64	Elementary	5,771,856.84	-13%	7
Buena Vista ES 052	101,617	\$114,097	\$103,379	\$123,560	\$112,842	\$10,718	\$1.11	53.79	65	Elementary	5,466,059.05	-13%	9
Armstrong ES 031	82,208	\$74,855	\$77,793	\$81,828	\$84,767	(\$2,939)	\$1.03	54.05	67	Elementary	4,443,485.74	-2%	36
Plain ES 338	111,861	\$120,125	\$111,168	\$129,398	\$120,441	\$8,957	\$1.08	54.16	68	Elementary	6,058,230.93	-5%	18
Gateway ES 188	95,172	\$94,264	\$102,921	\$102,537	\$111,194	(\$8,657)	\$1.17	55.39	75	Elementary	5,271,689.62	3%	77
Lake Forest ES 254	98,165	\$89,467	\$101,416	\$97,129	\$109,079	(\$11,950)	\$1.11	55.78	76	Elementary	5,475,224.42	1%	64
Augusta Circle ES 045	77,440	\$87,174	\$90,961	\$94,059	\$97,846	(\$3,787)	\$1.26	56.87	79	Elementary	4,404,252.49	4%	84

News and Updates



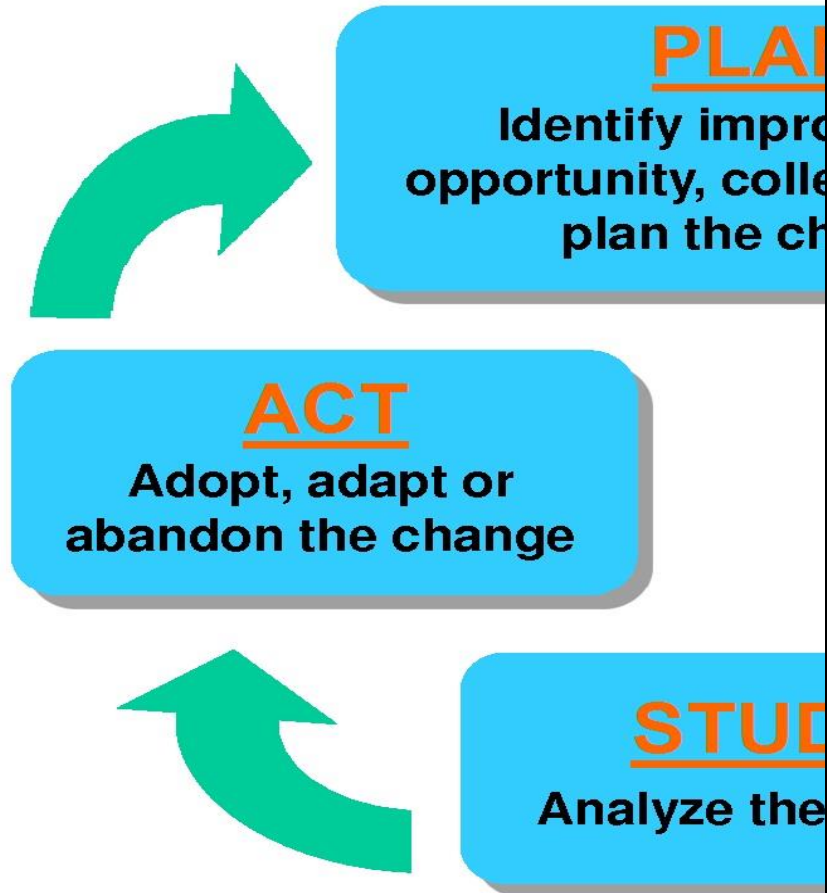
- Ryan Tonnsen
- Energy Committee
- Awards
 - Duke Energy Power Partner
 - “Lead By Example” Energy Leadership Award
 - Highlighted in the energy report, “Powering Up America: The Revolution Began Yesterday”
- Global Energy Progress Report
 - 2007-2008 (Base year): \$16,071,000
 - 2013-2014: \$13,353,000
 - Savings: \$2,718,000
- Incentive Program
 - Winners
 - Changes
 - Progress Report



Areas Of Improvement



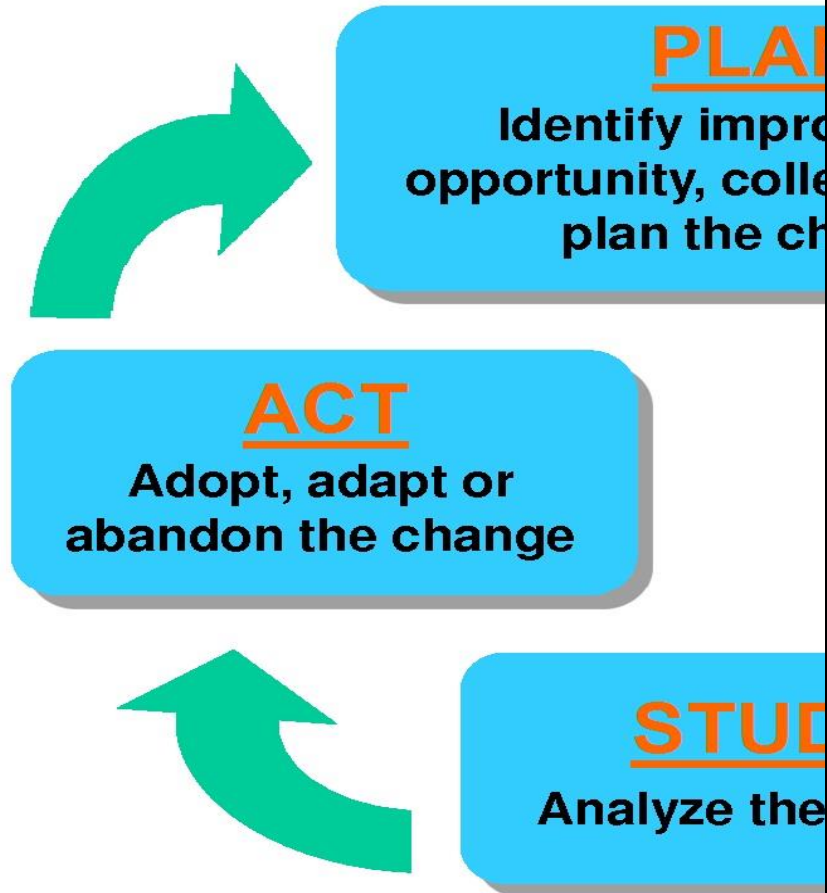
Strategic Planning



Areas Of Improvement



Strategic Planning



Areas Of Improvement



■ After-School Programs

- **ComfortZone**
 - Requests must be made at least 24 hours in advance
- **Strategic Scheduling**

■ Forbidden Plug Loads

- **Refrigerators**
 - Exception: Medical Needs
- **Personal Heaters**
- **Coffee Makers**
- **Hot Plates**
- **Toaster Ovens**
- **Etc**

■ Building Shutdown

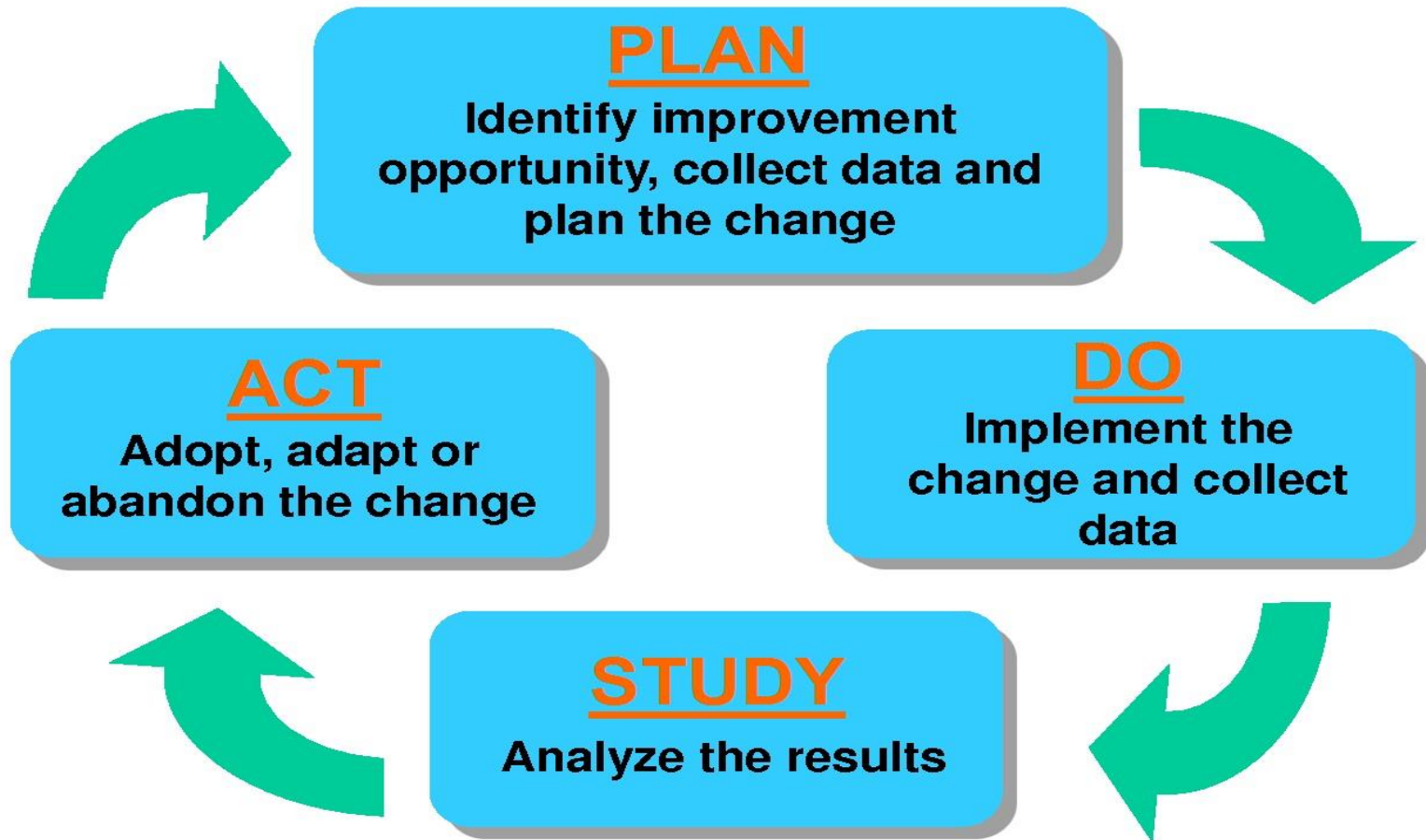
- **Athletics**
- **Breaks**
- **Afternoons**



Areas Of Improvement



Strategic Planning: P.D.S.A.



Areas Of Improvement



- **After-School Programs**

- **ComfortZone**
 - Requests must be made at least 24 hours in advance
- **Strategic Scheduling**



- **Forbidden Plug Loads**

- **Refrigerators**
 - Exception: Medical Needs
- **Personal Heaters**
- **Coffee Makers**
- **Hot Plates**
- **Toaster Ovens**
- **Etc**



- **Building Shutdown**

- **Athletics**
- **Breaks**
- **Afternoons**



Areas Of Improvement



- **After-School Programs**
 - **ComfortZone**
 - Requests must be made at least 24 hours in advance
 - **Strategic Scheduling**

- **Forbidden Plug Loads**
 - **Refrigerators**
 - Exception: Medical Needs
 - **Personal Heaters**
 - **Coffee Makers**
 - **Hot Plates**
 - **Toaster Ovens**
 - **Etc**

- **Building Shutdown**
 - **Athletics**
 - **Breaks**
 - **Afternoons**



Website



- Purpose(s)
 - To effectively deliver, to all stakeholders, news and information regarding the Energy Management program
- Sub-Pages
 - Schools
 - Contacts
 - Continuous Improvement Projects
 - Procedures and Recommendations
 - Energy Star
 - Contests
 - News and Updates
 - Downloads
- Web Address
 - <http://www.greenville.k12.sc.us/Department/s/main.asp?titleid=em>

A screenshot of the Greenville County Schools website's Energy Management page. The page features a header with navigation links for "Students & Parents", "Employees", "Departments", and "Employment". A blue banner promotes watching the schools channel on Charter Channel 190 and U-verse Channel 99. The main content area includes sections for "Energy Management" (describing the department's role), "About Us" (highlighting national accreditation and energy conservation efforts), and a sidebar with a "Departments" menu. The footer contains social media icons, a home link, and copyright information for 2015.

GREENVILLE COUNTY SCHOOLS
Where Enlightening Strikes!
Greenville, South Carolina

Home

Students & Parents Employees Departments Employment

Watch The Schools Channel on Charter Channel 190 & U-verse Channel 99

Energy Management

Here you will find all you need to know about the Energy Management Department, ongoing energy projects, procedures & recommendations, downloadable forms and news & updates.

About Us

Greenville County Schools, located in beautiful Upstate South Carolina, is a great place to learn, work and live.

Recognized as a school system of excellence, Greenville County Schools was awarded district-wide National Accreditation from the Advanced Accreditation Commission, recognizing us as a high quality school district with some of the finest schools the review team had ever seen.

Seeking to continuously improve our schools, we have developed and delivered an energy conservation program that has allowed our district to realize significant savings and reduce negative impact on our environment. This program has provided faculty and staff with energy saving methods and ideas that help to change current habits and form new ones. Additionally, this program helps to ensure that we are using our facilities in the most energy conscious manner possible, continuing with the progress that we have already made in conserving energy and reducing costs.

Schools
Contacts

Departments

- All Departments
- Academics
- Administration
- Athletics
- Communications
- Ed Technology Services (ETS)
- Energy Management
- Finance
- Food and Nutrition
- General Counsel
- Human Resources
- Information Assurance
- Instructional Technology (IT)
- Operations
- Planning and Demographics
- Student Services
- Transportation
- Maps and Directions

The Essentials

Schools

Board of Trustees

Calendar

Policies

Contact Us

Energy Management HOME

Continuous Improvement Projects

Procedures and Recommendations

Energy Star

Contests

News and Updates

Downloads

GO GREEN SWITCH IT OFF

Home | Departments | News | Schools | Parents | Employees

Copyright © 2015
Greenville County Schools
Sitemap | Contact Us | RSS | Technology Department
Copyright Policy | Privacy Policy | Acceptable Use
To Report Suspected Fraud Call 864-355-2789

Almost Done



Questions?